

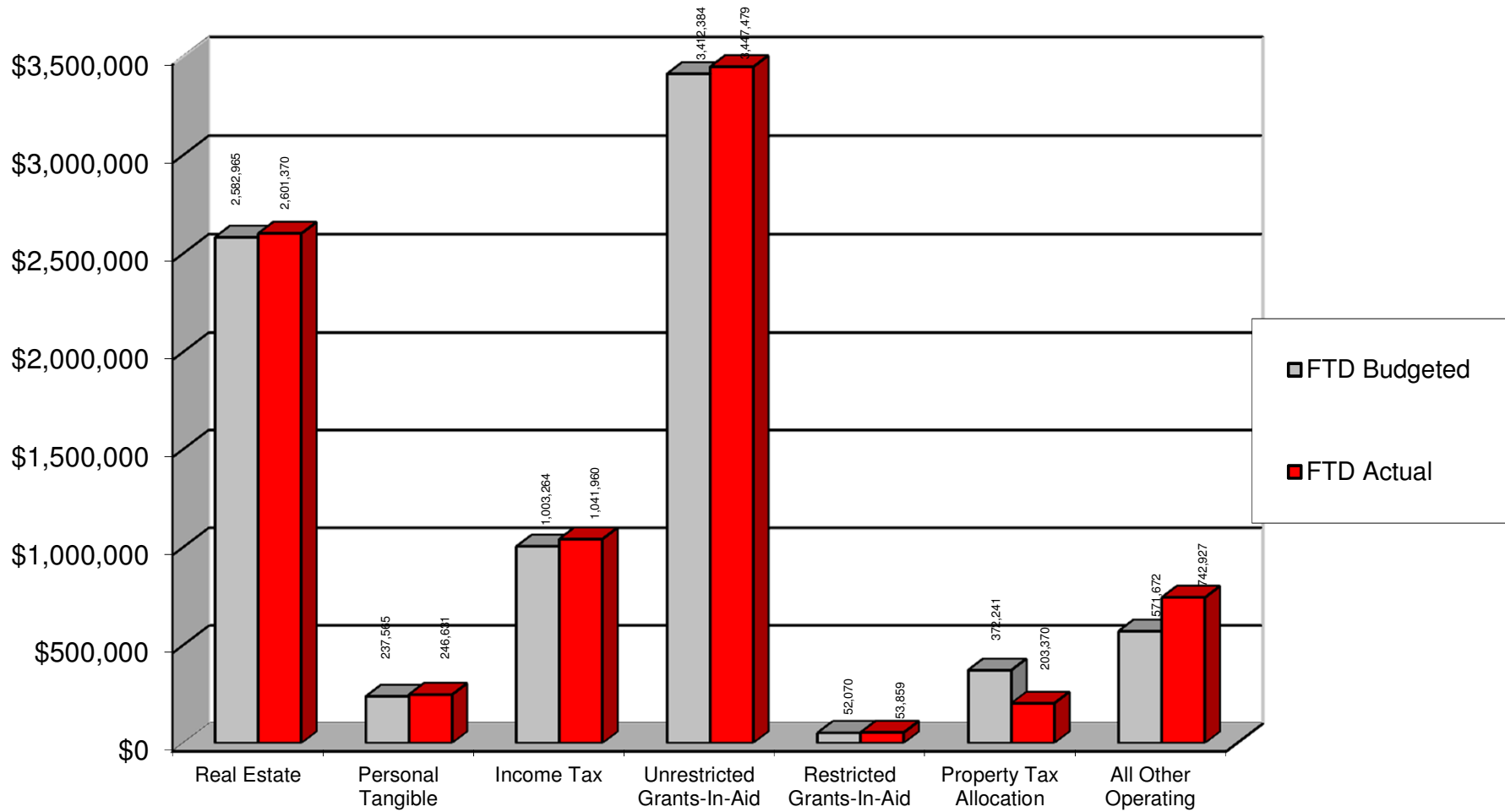
SOUTHEASTERN LOCAL SCHOOL DISTRICT

FINANCIAL REPORT

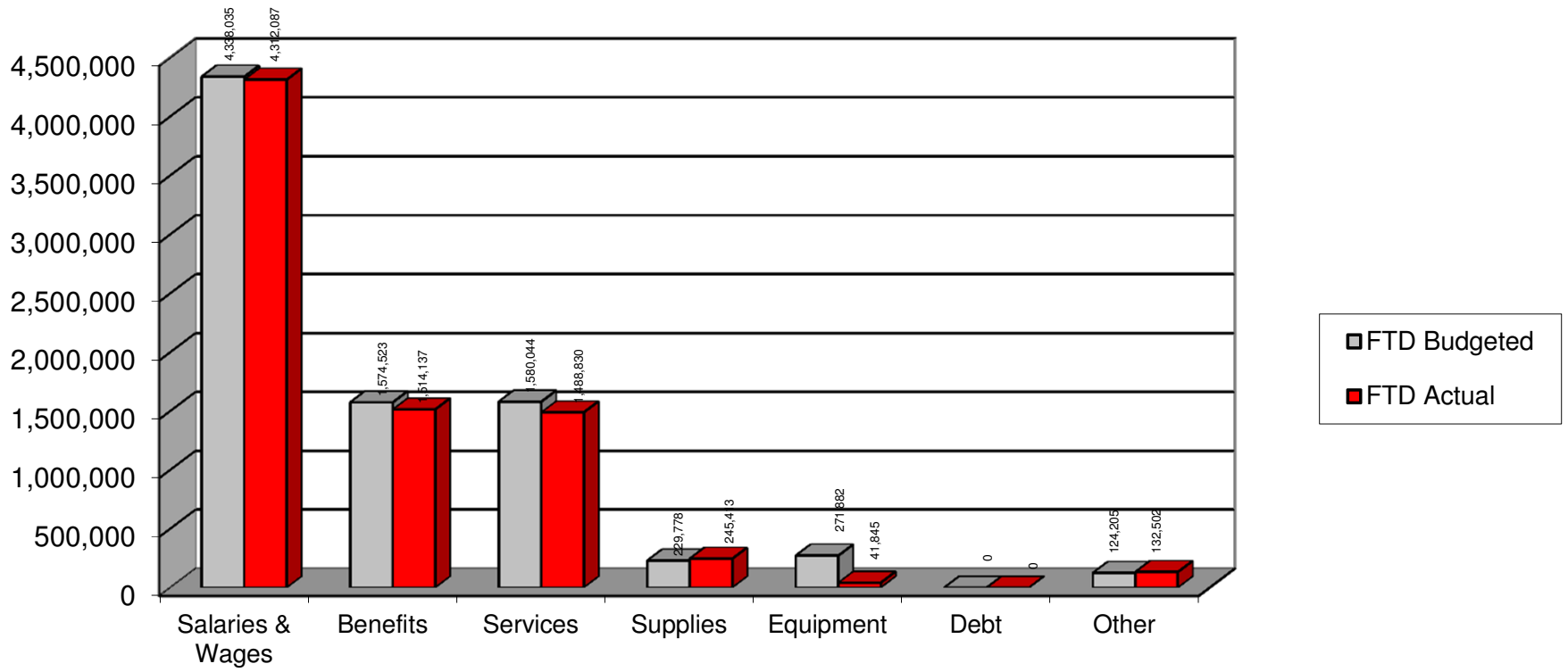
04/30/2018



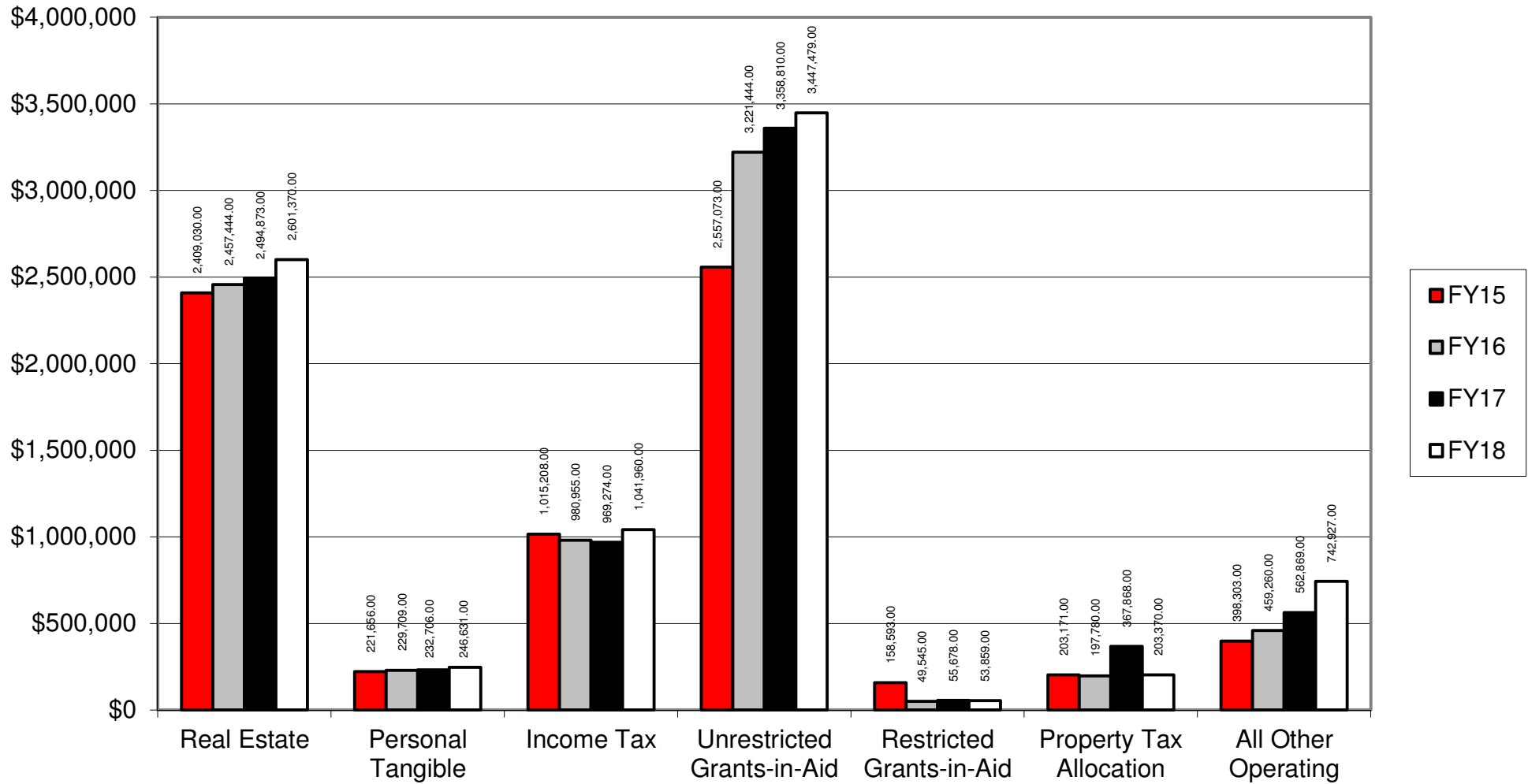
FTD BUDGETED vs. FTD ACTUAL



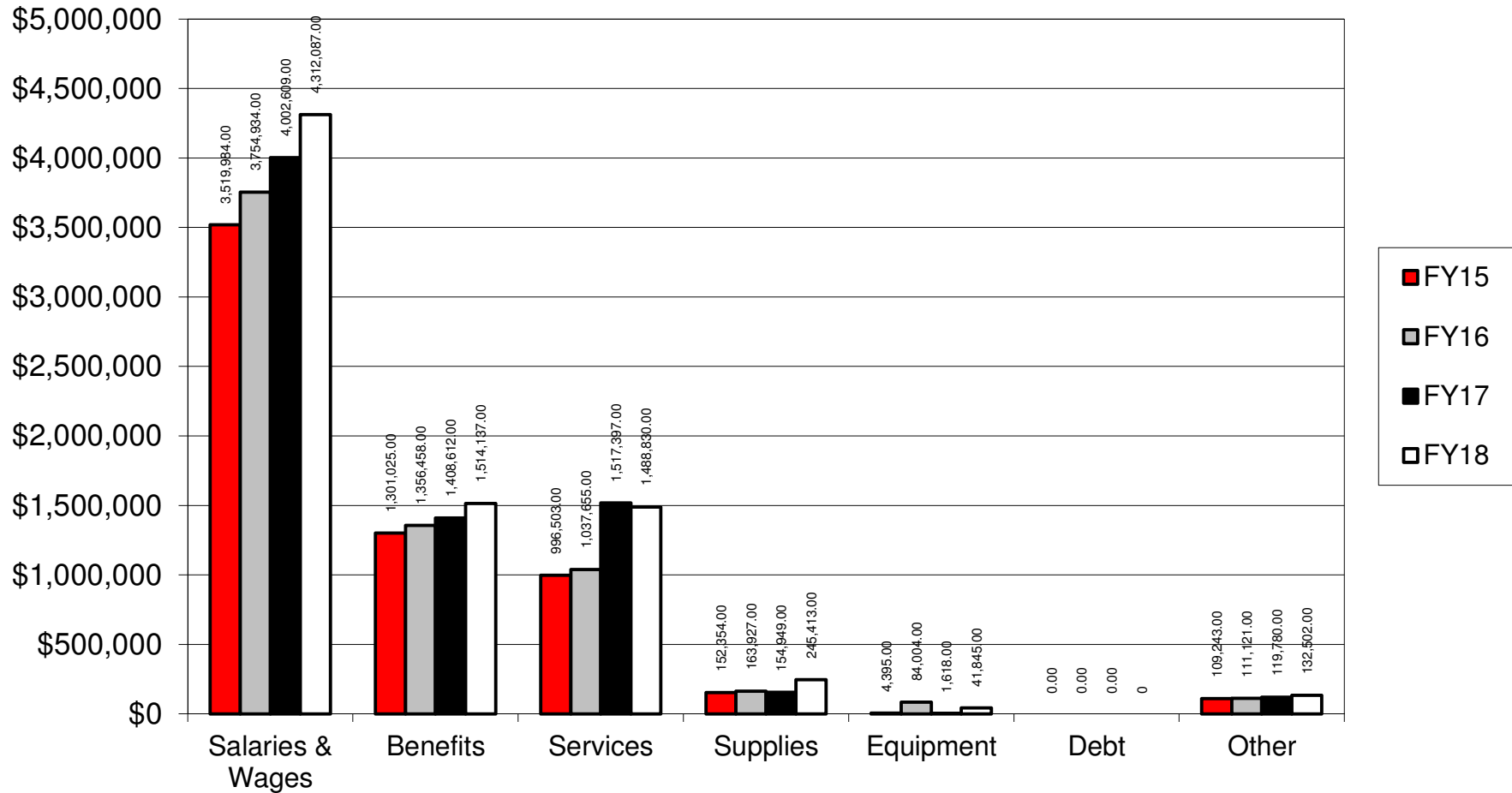
FTD BUDGETED vs. FTD ACTUAL



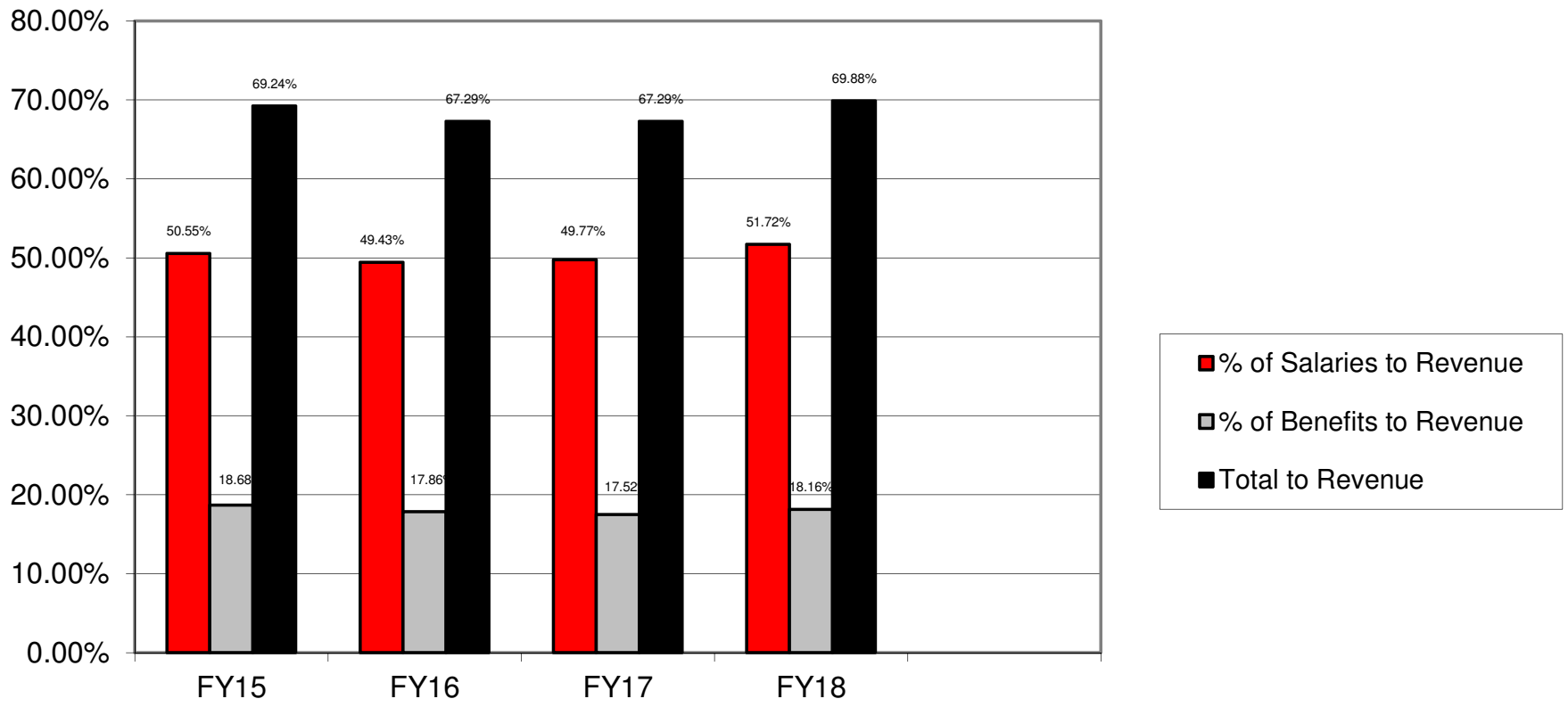
HISTORICAL REVENUE



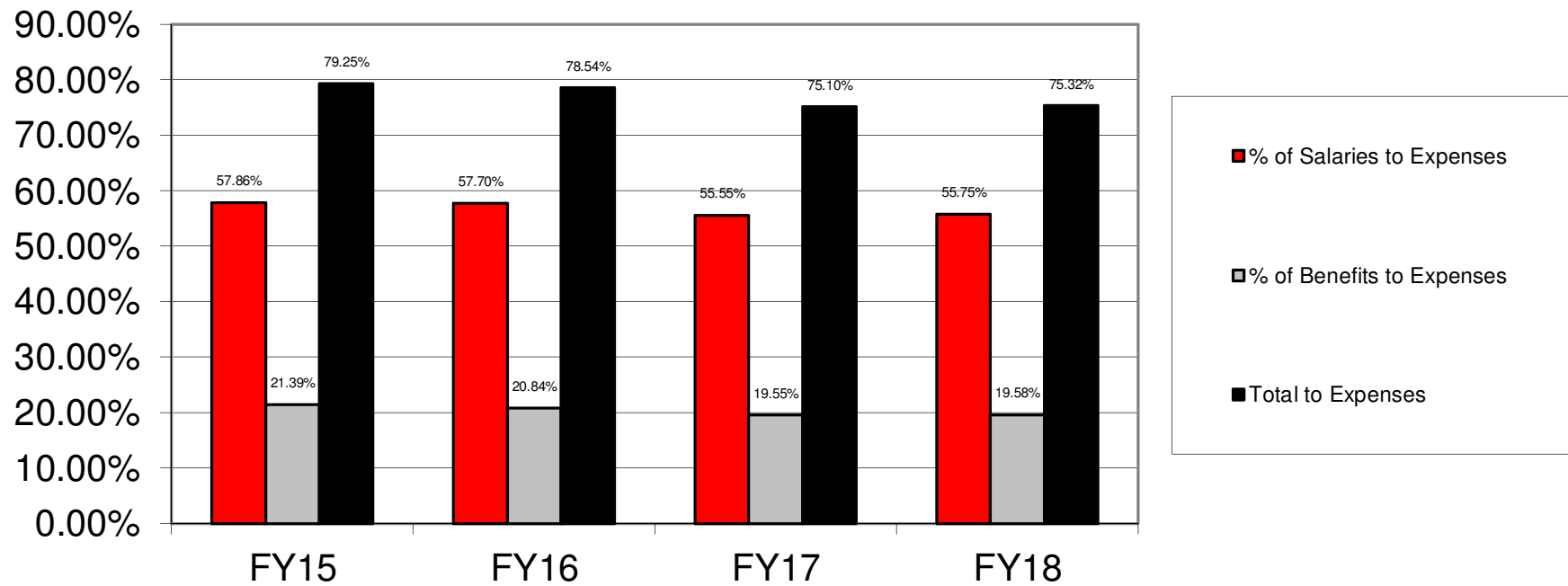
HISTORICAL EXPENDITURES



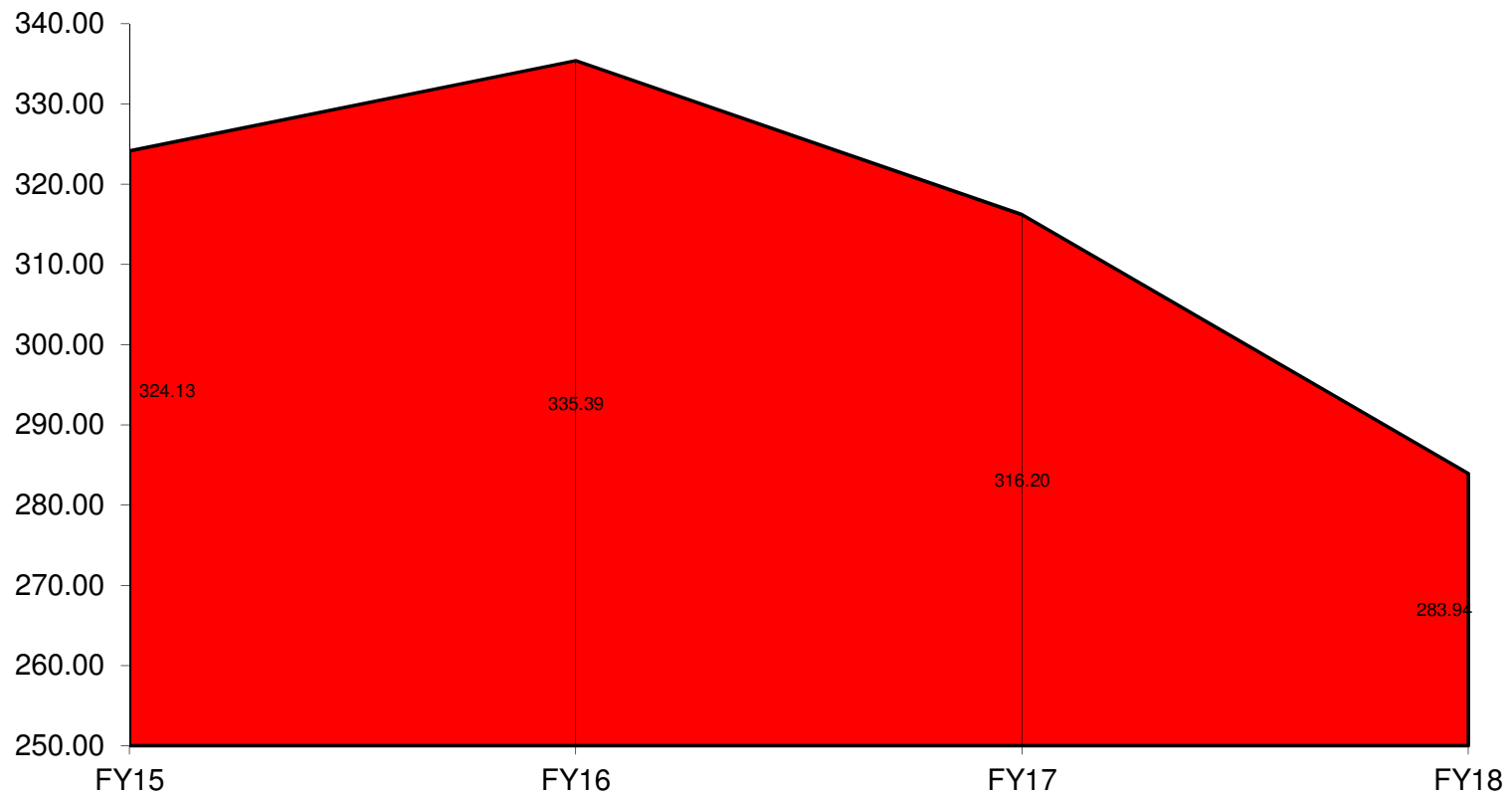
% OF SALARIES AND BENEFITS TO REVENUE



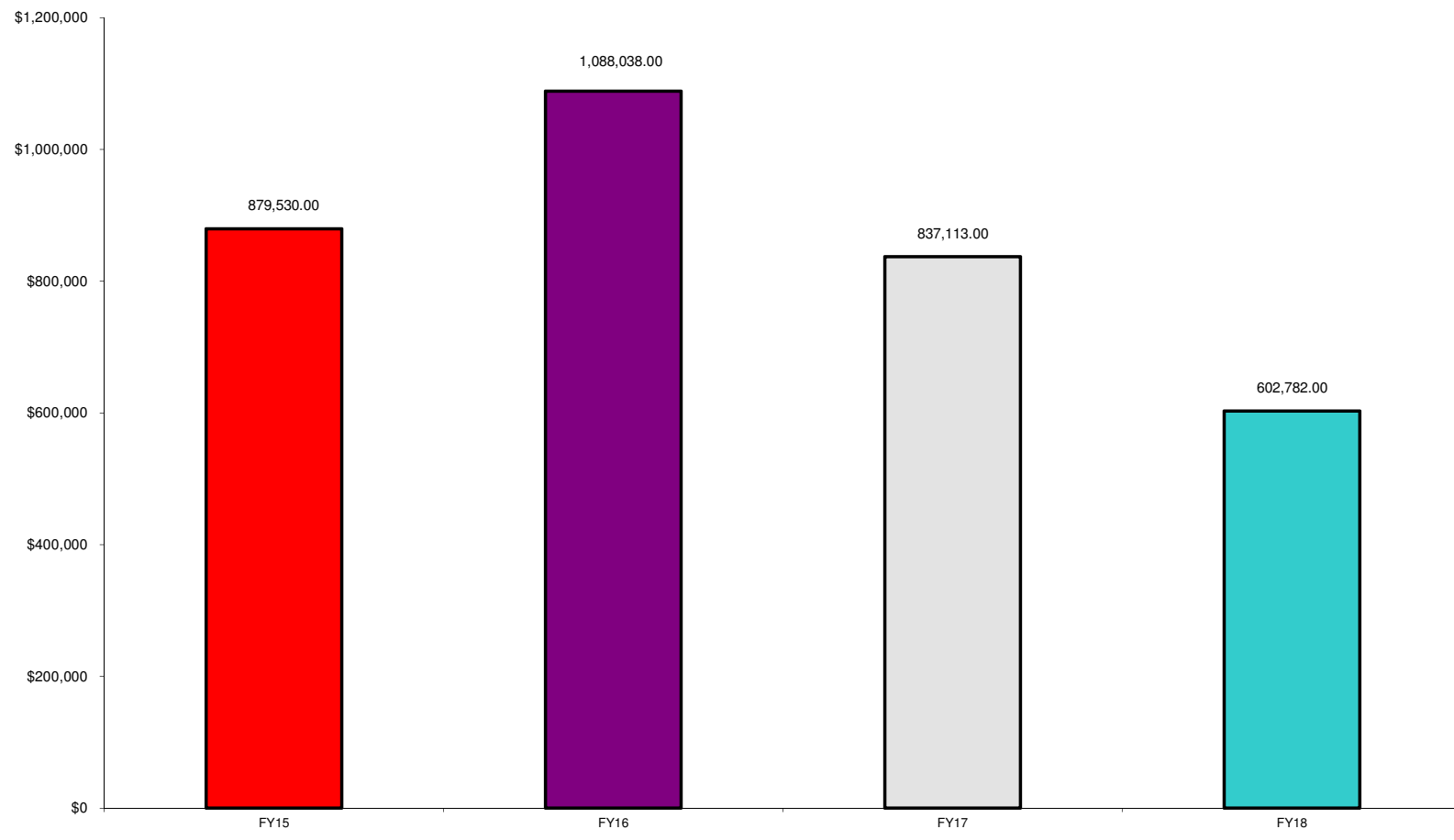
% OF SALARIES AND BENEFITS TO EXPENDITURES



Days of Operating Cash



SURPLUS/DEFICIT



**MONTHLY BUDGET VARIANCE
SOUTHEASTERN LOCAL SCHOOLS**

	FTD Budgeted	FTD Actual	Variance	Percentage Variance	MTD Budgeted	MTD Actual	Variance	Percentage Variance
REVENUE								
General Property (Real Estate)	\$2,582,965	\$2,601,370	\$18,405	0.71%	\$0	\$0	\$0	-
Tangible Personal Property	237,565	246,631	9,066	3.82%	0	0	0	-
Income Tax	1,003,264	1,041,960	38,696	3.86%	265,721	276,653	10,932	4.11%
Unrestricted Grants-In-Aid	3,412,384	3,447,479	35,095	1.03%	324,587	332,075	7,488	2.31%
Restricted Grants-In-Aid	52,070	53,859	1,789	3.44%	4,458	4,870	412	9.24%
Restricted Grants-In-Aid - SFSF	0	0	0	-	0	0	0	-
Property Tax Allocation	372,241	203,370	(168,871)	-45.37%	0	7,439	7,439	-
All Other Operating Revenue	571,672	742,927	171,255	29.96%	36,326	46,680	10,354	28.50%
TOTAL REVENUE	\$8,232,161	\$8,337,596	\$105,435	1.28%	\$631,092	\$667,717	\$36,625	5.80%
EXPENDITURES								
Salaries & Wages	\$4,338,035	\$4,312,087	\$25,948	-0.60%	\$426,136	\$435,502	(\$9,366)	2.20%
Benefits	1,574,523	1,514,137	60,386	-3.84%	154,237	144,593	9,644	-6.25%
Services	1,580,044	1,488,830	91,214	-5.77%	193,864	176,410	\$17,454	-9.00%
Supplies	229,778	245,413	(15,635)	6.80%	10,338	12,005	(1,667)	16.12%
Equipment	271,882	41,845	230,037	-84.61%	250,000	0	\$250,000	-
Debt	0	0	0	-	0	0	0	-
Other	124,205	132,502	(8,297)	6.68%	9,179	8,131	1,048	-11.42%
TOTAL EXPENSES	\$8,118,467	\$7,734,814	\$383,653	-4.73%	\$1,043,754	\$776,641	\$267,113	-25.59%
SURPLUS/DEFICIT	\$113,694	\$602,782	\$489,088	430.18%	(\$412,662)	(\$108,924)	\$303,738	-73.60%
OTHER USES/SOURCES								
Transfers/Advances In	388,797	388,797	0	0.00%	0	0	0	-
Transfers/Advances Out	0	0	0	-	0	0	0	-
All Other Financing Sources/(Uses)	24,825	72,444	47,619	191.82%	0	0	\$0	-
NET SOURCES/USES	413,622	461,241	47,619	11.51%	0	47,654	0	-
BEGINNING CASH	\$6,701,477	\$6,701,477	\$0	0.00%	\$7,641,454	\$7,826,770	\$185,316	2.43%
ENDING CASH	\$7,228,793	\$7,765,500	\$536,707	7.42%	\$7,228,792	\$7,765,500	\$536,708	7.42%
ENCUMBRANCES	\$392,584	\$541,056	\$148,472	37.82%	\$392,584	\$541,056	\$148,472	37.82%
BUDGET RESERVE	\$0	\$0			\$0	\$0		
UNENCUMBERED CASH	\$6,836,209	\$7,224,444	\$388,235	5.68%	\$6,836,208	\$7,224,444	\$388,236	5.68%

**HISTORICAL COMPARISON BY OBJECT
SOUTHEASTERN LOCAL SCHOOLS**

	FY 15 7/14-04/15	FY 16 7/15-04/16	% of Change	FY 17 7/16-04/17	% of Change	FY 18 7/17-04/18	% of Change
REVENUE							
General Property (Real Estate)	\$2,409,030	\$2,457,444	2.01%	\$2,494,873	1.52%	\$2,601,370	4.27%
Tangible Personal Property	221,656	229,709	3.63%	232,706	1.30%	246,631	5.98%
Income Tax	1,015,208	980,955	-3.37%	969,274	-1.19%	1,041,960	7.50%
Unrestricted Grants-in-Aid	2,557,073	3,221,444	25.98%	3,358,810	4.26%	3,447,479	2.64%
Restricted Grants-in-Aid	158,593	49,545	-68.76%	55,678	12.38%	53,859	-3.27%
Restricted Grants-in-Aid - SFSF	0	0	-	0	-	0	-
Property Tax Allocation	203,171	197,780	-2.65%	367,868	86.00%	203,370	-44.72%
All Other Operating Revenue	398,303	459,260	15.30%	562,869	22.56%	742,927	31.99%
TOTAL REVENUE	\$6,963,034	\$7,596,137	9.09%	\$8,042,078	5.87%	\$8,337,596	3.67%
EXPENDITURES							
Salaries & Wages	3,519,984	3,754,934	6.67%	4,002,609	6.60%	4,312,087	7.73%
Benefits	1,301,025	1,356,458	4.26%	1,408,612	3.84%	1,514,137	7.49%
Services	996,503	1,037,655	4.13%	1,517,397	46.23%	1,488,830	-1.88%
Supplies	152,354	163,927	7.60%	154,949	-5.48%	245,413	58.38%
Equipment	4,395	84,004	1811.35%	1,618	-98.07%	41,845	2486.22%
Debt	0	0	-	0	-	0	-
Other	109,243	111,121	1.72%	119,780	7.79%	132,502	10.62%
TOTAL EXPENDITURES	\$6,083,504	\$6,508,099	6.98%	\$7,204,965	10.71%	\$7,734,814	7.35%
SURPLUS/DEFICIT	879,530	1,088,038	23.71%	837,113	-23.06%	602,782	-27.99%
OTHER SOURCES/USES							
Advances/Transfers In	242,939	279,051	14.86%	291,995	4.64%	388,797	33.15%
Advances/Transfers Out	0	1,000	-	0	-100.00%	0	-
All Other Financing Sources	36,550	33,356	-8.74%	142,850	328.26%	72,444	-49.29%
Debt Service	0	0	-	0	-	0	-
NET SOURCES/USES	279,489	311,407	11.42%	434,845	39.64%	461,241	6.07%
BEGINNING CASH	\$5,516,278	\$5,988,692	8.56%	\$6,590,282	10.05%	\$6,701,477	1.69%
ENDING CASH	\$6,675,297	\$7,388,137	10.68%	\$7,862,240	6.42%	\$7,765,500	-1.23%
ENCUMBRANCES	188,892	207,991	10.11%	\$392,584	88.75%	\$541,056	37.82%
UNENCUMBERED CASH	\$6,486,405	\$7,180,146	10.70%	\$7,469,656	4.03%	\$7,224,444	-3.28%
% of Salaries to Revenue	50.55%	49.43%		49.77%		51.72%	
% of Benefits to Revenue	18.68%	17.86%		17.52%		18.16%	
Total to Revenue	69.24%	67.29%		67.29%		69.88%	
Days of Operating Cash	324.13	335.39		316.20		283.94	

Southeastern Local Schools
Clark County, Ohio

General Fund Financial History/Projection

4/30/2018

Percent of Fiscal Year Complete

83.33%

	2017-18 Projection	2017-18 FYTD Actual	FYTD %
REVENUE			
General Property (Real Estate)	\$2,582,964.00	\$2,601,370.00	100.71%
Tangible Personal Property	\$237,565.00	\$246,631.00	103.82%
Income Tax	\$1,003,265.00	\$1,041,960.00	103.86%
Unrestricted Grants-in-Aid	\$4,087,414.00	\$3,447,479.00	84.34%
Restricted Grants-in-Aid	\$62,412.00	\$53,859.00	86.30%
Restricted Grants-in-Aid - SFSF	\$0.00	\$0.00	#DIV/0!
Property Tax Allocation	\$385,961.00	\$203,370.00	52.69%
All Other Operating Revenue	\$659,251.00	\$742,927.00	112.69%
TOTAL	\$9,018,832.00	\$8,337,596.00	92.45%
EXPENDITURES			
Salaries & Wages	\$5,240,271.00	\$4,312,087.00	82.29%
Benefits	\$1,884,123.00	\$1,514,137.00	80.36%
Services	\$1,972,959.00	\$1,488,830.00	75.46%
Supplies	\$266,673.00	\$245,413.00	92.03%
Equipment	\$524,357.00	\$41,845.00	7.98%
Debt	\$0.00	\$0.00	#DIV/0!
Other	\$175,947.00	\$132,502.00	75.31%
TOTAL	\$10,064,330.00	\$7,734,814.00	76.85%
SURPLUS/(DEFICIT)	(\$1,045,498.00)	\$602,782.00	

Southeastern Local Schools
Explanation of Checks Over \$5,000

04/01/2018 - 04/30/2018

Check #	Vendor Name	Amount	Explanation
096145	US Bank National Association	\$75,000.00	Payment for HB264 Project
096187	Clark County ESC	\$84,586.15	Special Ed Services
992781	Payroll	\$230,856.13	Payroll for April 5, 2018
992795	Payroll	\$233,018.47	Payroll for April 20, 2018
992797	UHC	\$89,309.94	April Health Insurance Payment
992807	Foundation	\$127,519.51	County Board, STRS/SERS, Community Schools, Open Enrollment, ect...

-- Options Summary --

Output file SM2M.TXT
Print options page? (Y,N) Y
Report heading SM2 April 30, 2018
Fiscal Year 2018
Beginning Month: 04
Ending Month: 04

BAT_SM2M executed by SE_BMCKEE on node MVECA0:: at 7-MAY-2018 17:12:13.69

DATE: 05/07/2018
 TIME: 17:12:13

FORM SM-2
 OHIO DEPARTMENT OF EDUCATION - OFFICE OF SCHOOL MANAGEMENT ASSISTANCE
 ANNUAL SPENDING PLAN (CURRENT OPERATION - GENERAL FUND ONLY - O.R.C. 5705.391)

PAGE: 1

SCHOOL DISTRICT: SOUTHEASTERN LOCAL SCHOOL

IRN # 046276 COUNTY: CLARK
 SM2 April 30, 2018

FISCAL YEAR: 2018 MONTH: 04

	MONTHLY ESTIMATE	MONTHLY ACTUAL	MONTHLY DIFFERENCE	FISCAL YTD ESTIMATE	FISCAL YTD ACTUAL	FISCAL YTD DIFFERENCE
REVENUES						
01.010 General Property (Real Estate)	0	0	0	0	2,601,370	2,601,370
01.020 Tangible Personal Property Tax	0	0	0	0	246,631	246,631
01.030 Income Tax	0	276,653	276,653	0	1,041,960	1,041,960
01.035 Unrestricted Grants-in-Aid	0	332,075	332,075	0	3,447,479	3,447,479
01.040 Restricted Grants-in-Aid	0	4,870	4,870	0	53,859	53,859
01.045 Restricted Grants-in-Aid - SFSF	0	0	0	0	0	0
01.050 Property Tax Allocation	0	7,439	7,439	0	203,370	203,370
01.060 All Other Operating Revenue	0	46,680	46,680	0	742,927	742,927
01.070 Total Revenue	0	667,717	667,717	0	8,337,596	8,337,596
OTHER FINANCING SOURCES						
02.010 Proceeds from Sale of Notes	0	0	0	0	0	0
02.020 State Emergency Loans & Advancements (Approved)	0	0	0	0	0	0
02.040 Operating Transfers-In	0	0	0	0	0	0
02.050 Advances-In	0	0	0	0	388,797	388,797
02.060 All Other Financing Sources	0	47,654	47,654	0	72,444	72,444
02.070 Total Other Financing Sources	0	47,654	47,654	0	461,241	461,241
02.080 Total Revenues and Other Financing Sources	0	715,371	715,371	0	8,798,837	8,798,837
EXPENDITURES						
03.010 Personal Services	0	435,502	435,502	0	4,312,087	4,312,087
03.020 Employees' Retirement/Insurance Benefits	0	144,593	144,593	0	1,514,137	1,514,137
03.030 Purchased Services	0	176,410	176,410	0	1,488,830	1,488,830
03.040 Supplies and Materials	0	12,005	12,005	0	245,413	245,413
03.050 Capital Outlay	0	0	0	0	41,845	41,845
03.060 Intergovernmental	0	0	0	0	0	0
04.010 Debt Service: All Principal (Historical)	0	0	0	0	0	0
04.020 Debt Service: Principal - Notes	0	0	0	0	0	0
04.030 Debt Service: Principal - State Loans	0	0	0	0	0	0
04.040 Debt Service: Principal - State Advancements	0	0	0	0	0	0
04.050 Debt Service: Principal - HB 264 Loans	0	0	0	0	0	0
04.055 Debt Service: Principal - Other	0	0	0	0	0	0
04.060 Debt Service: Interest and Fiscal Charges	0	0	0	0	0	0
04.300 Other Objects	0	8,131	8,131	0	132,502	132,502
04.500 Total Expenditures	0	776,641	776,641	0	7,734,814	7,734,814
OTHER FINANCING USES						
05.010 Operating Transfers - Out	0	0	0	0	0	0
05.020 Advances - Out	0	0	0	0	0	0
05.030 All Other Financing Uses	0	0	0	0	0	0
05.040 Total Other Financing Uses	0	0	0	0	0	0
05.050 Total Expenditure and Other Financing Uses	0	776,641	776,641	0	7,734,814	7,734,814
06.010 Excess Rev & Oth Financing Sources over(under) Exp &	0	61,270-	61,270-	0	1,064,023	1,064,023
07.010 Beginning Cash Balance	0	7,826,770	7,826,770	0	6,701,477	6,701,477
07.020 Ending Cash Balance	0	7,765,500	7,765,500	0	7,765,500	7,765,500
08.010 Outstanding Encumbrances	0	541,056	541,056	0	541,056	541,056

-- Options Summary --

Summary or Detail Report? (S,D) D
Output file: FINSUMM.TXT
Type: CSV
Print options page? (Y,N) Y
Generate FINDET report for comparison? (Y,N) Y
Sort options: FS
Include future encumbrance amounts? (Y,N) N
Include accounts with zero amounts? (Y,N) N
Include accounts which are no longer active? (Y,N,I) Y

BAT_FINSUM executed by SE_BMCKEE on node MVECA0:: at 7-MAY-2018 16:22:59.95

Date: 05/07/2018
 Time: 4:22 pm

SOUTHEASTERN LOCAL SCHOOL
 Financial Report by Fund/SCC

Fund #	Fund Description	FYTD Receipts	MTD Expenditures	FYTD Expenditures	Current Fund Balance	Current Encumbrances	Unencumbered Fund Balance	Bank Code		
001 0000	CASH CONTROL - GENERAL FUND	6,598,639.26	715,370.45	8,798,282.78	775,849.16	7,733,287.93	7,663,634.11	541,056.25	7,122,577.86	
001 9018	Chromebook	0.00	0.00	551.00	792.64	1,527.64	976.64-	0.00	976.64-	
001 9412	GENERAL SET ASIDE (5%)	102,837.52	0.00	0.00	0.00	0.00	102,837.52	0.00	102,837.52	
003 0000	GENERAL INTEREST	1,152,944.19	5,149.67	82,391.97	0.00	0.00	1,235,336.16	0.00	1,235,336.16	
003 9001	PERMANENT IMPROVEMENT VOTED	1,047,182.36-	547.51	260,674.04	79,595.00	363,106.36	1,149,614.68-	55,978.88	1,205,593.56-	
003 9003	AUDITORIUM RENOVATION	848.38	0.00	0.00	0.00	0.00	848.38	0.00	848.38	
006 0000	LUNCHROOM CASH CONTROL	702.00-	12,121.76	183,022.69	18,754.83	562,246.02	379,925.33-	50,296.60	430,221.93-	1
006 9017	Children's Hunger Alliance	702.00	702.00-	702.00-	0.00	0.00	0.00	0.00	0.00	
018 9081	PRINCIPAL'S SUPPORT - MIAMI VIEW	1,734.75	0.00	0.00	0.00	151.83	1,582.92	0.00	1,582.92	1
018 9082	PRINCIPAL'S SUPPORT - HIGH SCHOOL	0.00	0.00	1,582.83	78.21	15,193.39	13,610.56-	766.32	14,376.88-	1
018 9281	MIDDLE SCHOOL PRINCIPAL'S SUPPORT	4,923.67	335.00	9,329.64	1,370.96	7,596.53	6,656.78	3,329.33	3,327.45	
019 9091	MIAMI VIEW WORKROOM/LOUNGE	357.42	54.79	133.83	0.00	0.00	491.25	0.00	491.25	1
019 9092	TEACHER'S LOUNGE - HIGH SCHOOL	435.24	51.69	78.89	0.00	194.99	319.14	106.97	212.17	
022 9012	Wellness Incentive	8,970.85	0.00	0.00	0.00	0.00	8,970.85	0.00	8,970.85	
022 9013	Julia Salyers Memorial Fund	365.00	0.00	12.00	0.00	0.00	377.00	0.00	377.00	
022 9014	Jerry South Memorial Fund	397.84	0.00	0.00	0.00	0.00	397.84	0.00	397.84	

Date: 05/07/2018
 Time: 4:22 pm

SOUTHEASTERN LOCAL SCHOOL
 Financial Report by Fund/SCC

Fund #	Fund Description	FYTD Receipts	MTD Expenditures	FYTD Expenditures	Current Fund Balance	Current Encumbrances	Unencumbered Fund Balance	Bank Code
022 9081	PRINCIPAL'S FUND/STAFF RECOGNITION	2,464.67-	0.00	1,431.37	3,844.70-	783.75	4,628.45-	
022 9082	PRINCIPAL'S FUND/STAFF RECOGNITION	2,660.22	126.00	2,030.42	869.35	0.00	869.35	
022 9208	2008 Section 125	7.15	0.00	0.00	26.17	0.00	26.17	
022 9281	PRINCIPAL'S FUND/STAFF RECOGNITION	4,202.16-	83.04	2,010.90	5,783.64-	2,778.00	8,561.64-	
027 0000	BWC Distribution Account	62,939.31	0.00	21,052.36	67,418.76	12,648.00	54,770.76	
200 9000	Washington DC Trip	66.00	160.00	11,400.00	75.10-	7,220.00	7,295.10-	
200 9013	Class of 2013	816.46	0.00	0.00	816.46	0.00	816.46	
200 9014	Class of 2014	250.00	0.00	0.00	250.00	0.00	250.00	
200 9015	Class of 2015	187.01	0.00	0.00	187.01	0.00	187.01	
200 9016	Class of 2016	381.97	0.00	0.00	381.97	0.00	381.97	
200 9017	Class of 2017	41.15	0.00	0.00	181.27-	75.00	256.27-	
200 9018	Class of 2018	2,388.69	0.00	453.43	2,045.26	0.00	2,045.26	
200 9019	Class of 2019	641.12-	2,865.00	4,915.02	501.11	300.00	201.11	
200 9020	Class of 2020	461.87	0.00	0.00	571.87	0.00	571.87	
200 9021	Class of 2021	0.00	0.00	0.00	115.00	0.00	115.00	
200 9201	FUTURE FARMERS OF AMERICA	2,881.24	1,114.00	17,763.13	4,305.86	3,166.00	1,139.86	

Date: 05/07/2018
 Time: 4:22 pm

SOUTHEASTERN LOCAL SCHOOL
 Financial Report by Fund/SCC

Fund #	Fund Description	FYTD Receipts	MTD Expenditures	FYTD Expenditures	Current Fund Balance	Current Encumbrances	Unencumbered Fund Balance	Bank Code	
200 9202	FAMILIES CAREERS & COMMUNITY LEADERS OF AMERI	3,232.68	420.00	5,243.73	707.70	5,047.71	3,428.70	2,535.53	893.17 1
200 9203	FUTURE EDUCATORS OF AMERICA	119.74	0.00	0.00	0.00	0.00	119.74	0.00	119.74
200 9205	NATIONAL HONOR SOCIETY	580.44	0.00	135.00	0.00	385.00	330.44	195.00	135.44 1
200 9206	STUDENT COUNCIL - HI SCHOOL	0.00	0.00	0.00	108.33	3,087.74	3,087.74-	554.29	3,642.03-
200 9207	ACHIEVEMENT THRU TEAMWORK	668.01	0.00	0.00	0.00	0.00	668.01	0.00	668.01
200 9208	Spanish Club	329.02	0.00	0.00	0.00	0.00	329.02	0.00	329.02
200 9209	E3 (Encourage, Empower, Educate) Committee	0.00	0.00	223.00	0.00	350.30	127.30-	0.00	127.30-
200 9210	SPIRIT CLUB	1,708.82	0.00	3,594.00	0.00	911.00	4,391.82	12.00	4,379.82
200 9215	LAND LAB	264.28	0.00	0.00	0.00	0.00	264.28	0.00	264.28
200 9216	MIAMI VIEW MIDDLE SCHOOL STUDENT COUNCIL	5,159.81	0.00	728.95	0.00	1,742.20	4,146.56	81.00	4,065.56 1
200 9217	Jr. High Student Council	5,438.17	140.00	720.00	0.00	0.00	6,158.17	0.00	6,158.17
200 9222	S.A.D.D. CASH	206.74	0.00	0.00	0.00	0.00	206.74	0.00	206.74
200 9225	H20 HELP TO OTHERS	1,060.87	0.00	35.95	0.00	0.00	1,096.82	0.00	1,096.82
200 9226	Art Club	1,788.16	187.00	187.00	106.58	106.58	1,868.58	0.00	1,868.58
300 0000	STUDENT PARTICIPATION FEES	419.82-	419.82	419.82	0.00	0.00	0.00	0.00	0.00
300 9302	BAND	9,792.48	0.00	0.00	0.00	110.00	9,682.48	0.00	9,682.48

Date: 05/07/2018
 Time: 4:22 pm

SOUTHEASTERN LOCAL SCHOOL
 Financial Report by Fund/SCC

Fund #	Fund Description	FYTD Receipts	MTD Expenditures	FYTD Expenditures	Current Fund Balance	Current Encumbrances	Unencumbered Fund Balance	Bank Code
300 9303	CHEERLEADERS - HI SCHOOL 3,839.27	0.00	876.00	10,313.70	2,670.68-	797.85	3,468.53-	
300 9304	CHOIR - HI SCHOOL 730.43	0.00	0.00	0.00	730.43	0.00	730.43	
300 9305	DRAMA - HI SCHOOL 9,886.08	0.00	30.63	5,338.05	10,285.53	1,554.09	8,731.44	
300 9306	Bowling Club 3,010.15-	0.00	0.00	2,230.00	5,148.15-	754.00	5,902.15-	
300 9308	TROJAN TIMES 1.66	0.00	0.00	0.00	1.66	0.00	1.66	
300 9309	YEARBOOK 5,096.11-	50.00	0.00	2,759.09	6,645.20-	0.00	6,645.20-	
300 9312	Wrestling Club 321.34-	0.00	858.00	13,491.00	2,271.49-	2,585.30	4,856.79-	
300 9313	CHEERLEADERS - MIAMI VIEW 879.09	0.00	0.00	2,531.50	558.15	0.00	558.15	
300 9320	ATHLETICS - HI SCHOOL 22,340.67	4,970.13	8,120.42	87,809.37	1,514.77-	3,892.68	5,407.45-	1
300 9330	ATHLETICS MIAMI VIEW 214.26	732.00	1,961.90	11,447.98	2,605.63	957.41	1,648.22	1
450 9407	SCHOOLNET 0.01	0.00	0.00	0.00	0.01	0.00	0.01	
451 9018	Public Schools Connectivity 0.00	0.00	0.00	2,588.53	2,811.47	0.00	2,811.47	
459 9903	OHIO READS GRANT 300.00	0.00	0.00	0.00	300.00	0.00	300.00	
459 9905	OHIO READS 2,000.00	0.00	0.00	0.00	2,000.00	0.00	2,000.00	
461 9018	VOC ED ENHANCEMENTS 0.00	297.50	338.60	2,700.03	379.70-	0.00	379.70-	
499 9014	Early Literacy Grant 7,805.06	0.00	0.00	0.00	7,805.06	0.00	7,805.06	

Date: 05/07/2018
 Time: 4:22 pm

SOUTHEASTERN LOCAL SCHOOL
 Financial Report by Fund/SCC

Fund #	Fund Description	FYTD Receipts	MTD Expenditures	FYTD Expenditures	Current Fund Balance	Current Encumbrances	Unencumbered Fund Balance	Bank Code
Begin	MTD Receipts							
499 9017	Parent Mentor Services	1,000.00	0.00	1,000.00	0.00	0.00	0.00	
	0.00 0.00							
499 9018	FY18 Parent Mentor	16,000.00	3,000.00	19,000.00	3,000.00-	6,000.00	9,000.00-	
	0.00 2,000.00							
499 9107	Project Lead the Way	0.00	0.00	0.00	0.45	0.00	0.45	
	0.45 0.00							
499 9900	BUILDING INCENTIVE	0.00	0.00	0.00	128.59	0.00	128.59	
	128.59 0.00							
516 9602	TITLE IV-B 2002	0.00	0.00	0.00	0.56	0.00	0.56	
	0.56 0.00							
516 9617	IDEA PART B	13,352.90	0.00	20,143.51	0.00	0.00	0.00	
	6,790.61 0.00							
516 9618	IDEA PART B	92,203.10	12,115.52	105,581.96	13,378.86-	0.00	13,378.86-	
	0.00 10,717.50							
572 9217	TITLE I	12,532.35	0.00	22,612.98	0.00	0.00	0.00	
	10,080.63 0.00							
572 9218	TITLE I	92,826.23	13,921.06	108,107.66	15,281.43-	1,149.93	16,431.36-	
	0.00 11,768.86							
573 9302	TITLE VI-INNOVATIVE	0.00	0.00	0.00	1.00	0.00	1.00	
	1.00 0.00							
590 9018	IMPROVING TCHR QUALITY	20,938.49	0.00	23,264.99	2,326.50-	0.00	2,326.50-	
	0.00 0.00							
599 9017	MISC. FED. GRANT	3,787.00	0.00	3,787.00	0.00	0.00	0.00	
	0.00 0.00							
599 9018	Title IV-A Student Support & Academic Enrichm	3,776.00	128.08	3,904.08	128.08-	335.00	463.08-	
	0.00 0.00							
GRAND TOTALS:		9,776,279.50	921,672.12	9,204,935.70	7,548,888.85	699,909.18	6,848,979.67	
	6,977,545.05 768,979.72							

-- Options Summary --

Output file: CHEKPY.TXT
Print options page? (Y,N) Y
Sort options: C
Check types to select. (D,I,M,P,R,T,W): W,P,R,M
Print vendor from PO or check. (P,C): P
Date Selection From: 04/01/2018
To: 04/30/2018
Summary or Detail report? (S,D) S
Single or Double space summary report? (S,D) S
Include or Exclude the following vendors?(I,E) I

BAT_CHEKPY executed by SE_BMCKEE on node MVECA0:: at 7-MAY-2018 16:50:00.08

Date: 05/07/2018
 Time: 4:50 pm

SOUTHEASTERN LOCAL SCHOOL
 SORT BY CHECK NUMBER
 CHECK DATES BETWEEN 04/01/2018 AND 04/30/2018
 WARRANT, REFUND, MEMO, PAYROLL CHECKS

Page: 1
 (CHEKPY)

CHECK	TYPE	DATE	VENDOR	VENDOR	STATUS/DATE	BANK CODE	CHECK AMOUNT
095861	W	02/08/2018	SOCIAL STUDIES WEEKLY	032019	VOID: 04/18/2018		1,598.85
096086	W	04/06/2018	Al Able Pest Doctors	034985	RECONCILED:04/30/2018	(Multi-bank check)	55.00
096087	W	04/06/2018	AMERITECH	010200	RECONCILED:04/30/2018		90.99
096088	W	04/06/2018	CARDINAL ASSOCIATES, INC	001842			126.41
096089	W	04/06/2018	CARDINAL BUS SALES & SERVICE	011859	RECONCILED:04/30/2018		19.80
096090	W	04/06/2018	Central Ohio Behavioral Consulting	035166	RECONCILED:04/30/2018		1,575.00
096091	W	04/06/2018	City Electric Supply	033985	RECONCILED:04/30/2018		82.87
096092	W	04/06/2018	CLARK COUNTY EDUCATIONAL SERVICE CENTER	002300	RECONCILED:04/30/2018	1 (Multi-bank check)	1,320.63
096093	W	04/06/2018	DAYTON POWER AND LIGHT COMPANY	032183	RECONCILED:04/30/2018		226.00
096094	W	04/06/2018	De Lage Landen	034335	RECONCILED:04/30/2018		1,806.00
096095	W	04/06/2018	Fisher Auto Parts	035134	RECONCILED:04/30/2018		71.48
096096	W	04/06/2018	Galen Harris	032683		1	60.00
096097	W	04/06/2018	Global Gov't Eduction Solution Attn: Jack Gephart	004948	RECONCILED:04/30/2018		219.87
096098	W	04/06/2018	Great Lakes Biomedical LTD	034176	RECONCILED:04/30/2018		289.00
096099	W	04/06/2018	H. W. MANN & SONS	007650	RECONCILED:04/30/2018		280.00
096100	W	04/06/2018	Heinemann	034401	RECONCILED:04/30/2018		45.00
096101	W	04/06/2018	James Tyus	035164	RECONCILED:04/30/2018	1	60.00
096102	W	04/06/2018	LOWE'S LUMBER	007430	RECONCILED:04/30/2018		17.46
096103	W	04/06/2018	MEGACITY TRUCK & AUTO	008205	RECONCILED:04/30/2018		620.62
096104	W	04/06/2018	Nancy Holt	034684	RECONCILED:04/06/2018		1,000.00
096105	W	04/06/2018	NATIONAL FFA ORGANIZATION	008762	RECONCILED:04/30/2018		110.00
096106	W	04/06/2018	OHIO FFA ASSOCIATION	010152	RECONCILED:04/30/2018		17.00
096107	W	04/06/2018	Pat Catan's	034330	RECONCILED:04/30/2018		19.84
096108	W	04/06/2018	QUILL OFFICE SUPPLIES	010750	RECONCILED:04/30/2018		881.59
096109	W	04/06/2018	SHOEMAKER'S GROCERY	011900	RECONCILED:04/30/2018		109.43
096110	W	04/06/2018	STANTON SHEET MUSIC	012750	RECONCILED:04/30/2018		171.20
096111	W	04/06/2018	STARR TROPHY AND AWARDS	002199	RECONCILED:04/30/2018		100.00
096112	W	04/06/2018	TRANS ACCESSORIES CO INC	013049	RECONCILED:04/30/2018		403.86
096113	W	04/06/2018	Transportation Accessories	036467	RECONCILED:04/30/2018		136.21
096114	W	04/06/2018	VILLAGE OF S. CHARLESTON	013400	RECONCILED:04/30/2018	1 (Multi-bank check)	1,462.80
096115	W	04/06/2018	WESTWATER SPLY, INC.	020599	RECONCILED:04/30/2018		95.14
096116	W	04/16/2018	A-Plus Graphics & Shirts	035170	RECONCILED:04/30/2018	1	1,339.00
096117	W	04/16/2018	AQUA-FALLS GLACIER MOUNTAIN	030172	RECONCILED:04/30/2018		14.85
096118	W	04/16/2018	Ashley Wentz Grace Cakes	035171	RECONCILED:04/30/2018		115.00
096119	W	04/16/2018	BOB ROACH	020109	RECONCILED:04/30/2018	1	60.00
096120	W	04/16/2018	BRYN DEAN	031735	RECONCILED:04/16/2018		85.00
096121	W	04/16/2018	Burleson Law Offices, LLC	033353	RECONCILED:04/16/2018		768.75
096122	W	04/16/2018	CARRIE Henry	031811	RECONCILED:04/30/2018		282.48
096123	W	04/16/2018	Centurylink Business Services	031172	RECONCILED:04/30/2018		18.03
096124	W	04/16/2018	Don Rinker Sports	034387		1	295.68
096125	W	04/16/2018	Flagway House	030851	RECONCILED:04/30/2018		129.00
096126	W	04/16/2018	Frank Bayes	033691	RECONCILED:04/30/2018	1	60.00
096127	W	04/16/2018	Geer Gas Corporation	010097	RECONCILED:04/30/2018		19.05
096128	W	04/16/2018	GORDON FOOD SERVICE	014629	RECONCILED:04/30/2018	1	2,751.41
096129	W	04/16/2018	Greg Mize	034891		1	85.00
096130	W	04/16/2018	Guardian	033892	RECONCILED:04/30/2018		403.72

Date: 05/07/2018
 Time: 4:50 pm

SOUTHEASTERN LOCAL SCHOOL
 SORT BY CHECK NUMBER
 CHECK DATES BETWEEN 04/01/2018 AND 04/30/2018
 WARRANT, REFUND, MEMO, PAYROLL CHECKS

Page: 2
 (CHEKPY)

CHECK	TYPE	DATE	VENDOR	VENDOR	STATUS/DATE	BANK CODE	CHECK AMOUNT
096131	W	04/16/2018	Jim Rayburn	032774	RECONCILED:04/30/2018	1	85.00
096132	W	04/16/2018	John Gummel	035145	RECONCILED:04/16/2018	1	402.21
096133	W	04/16/2018	MACRAY CO INC.	007480	RECONCILED:04/30/2018	1	614.70
096134	W	04/16/2018	MILLER'S TEXTILE SERVICES	012700	RECONCILED:04/30/2018	1 (Multi-bank check)	165.21
096135	W	04/16/2018	MONTGOMERY CO EDUCATIONAL SERVICE CENTER	008600	RECONCILED:04/30/2018		2,272.86
096136	W	04/16/2018	NATIONAL FFA ORGANIZATION	008762	RECONCILED:04/30/2018		783.74
096137	W	04/16/2018	Nationwide Supplies LLC	035172	RECONCILED:04/30/2018		566.00
096138	W	04/16/2018	Nickles Bakery of Ohio	035077	RECONCILED:04/30/2018	1	51.58
096139	W	04/16/2018	Phillip Sowders	035183	RECONCILED:04/30/2018	1	60.00
096140	W	04/16/2018	REITER DAIRY	010970	RECONCILED:04/30/2018	1	437.47
096141	W	04/16/2018	Rich Noel	033931	RECONCILED:04/30/2018	1	60.00
096142	W	04/16/2018	SHOEMAKER'S GROCERY	011900	RECONCILED:04/30/2018		214.40
096143	W	04/16/2018	Thomas Geyer	032741	RECONCILED:04/30/2018	1	85.00
096144	W	04/16/2018	TUFFY BROOKS SPTG GOODS	013170	RECONCILED:04/30/2018	1	172.90
096145	W	04/16/2018	U.S. Bank National Association Attn: Trust Finance Management	032983	RECONCILED:04/30/2018		75,000.00
096146	W	04/16/2018	VECTREN ENERGY DELIVERY	003350	RECONCILED:04/30/2018		969.24
096147	W	04/16/2018	W. R. HACKETT INC.,	005223	RECONCILED:04/30/2018	1	1,059.11
096148	W	04/20/2018	Al Able Pest Doctors	034985	RECONCILED:04/30/2018	1 (Multi-bank check)	55.00
096149	W	04/20/2018	Agile Sports Technologies DBA: Hudl	034250	RECONCILED:04/30/2018	1	1,399.00
096150	W	04/20/2018	American Fidelity Administrive Services, LLC	034825	RECONCILED:04/30/2018		44.75
096151	W	04/20/2018	Clark State Community College Attn:OFC of Early Col. Prog	033882	RECONCILED:04/30/2018		4,372.62
096152	W	04/20/2018	COMPUTER FUN	002840	RECONCILED:04/30/2018		108.33
096153	W	04/20/2018	Craig Peterson	033134	RECONCILED:04/30/2018	1	60.00
096154	W	04/20/2018	David Marenberg	034276		1	60.00
096155	W	04/20/2018	DICK BLICK CO.	001387	RECONCILED:04/30/2018		23.19
096156	W	04/20/2018	Direct Energy Business Marketing, LLC	034790	RECONCILED:04/30/2018		1,921.10
096157	W	04/20/2018	Farmers Equipment Inc	032925	RECONCILED:04/30/2018		230.82
096158	W	04/20/2018	GORDON FOOD SERVICE	014629	RECONCILED:04/30/2018	1	1,789.37
096159	W	04/20/2018	Hershey Creamery Co	035076		1	173.28
096160	W	04/20/2018	Jim Rayburn	032774	RECONCILED:04/30/2018	1	60.00
096161	W	04/20/2018	John Conn	035185	RECONCILED:04/30/2018	1	60.00
096162	W	04/20/2018	KINCAIDS	006764	RECONCILED:04/30/2018		64.75
096163	W	04/20/2018	Kristi Lowry	033312		1	60.00
096164	W	04/20/2018	LEE'S FAMOUS RECIPE CHICKEN co/Kim Griffith	007559	RECONCILED:04/30/2018		779.15
096165	W	04/20/2018	MAD MOBILE GLASS	033244	RECONCILED:04/30/2018		66.00
096166	W	04/20/2018	MADISON/CHAMPAIGN ESC Attn: Scott Howell	002124	RECONCILED:04/30/2018		1,390.84
096167	W	04/20/2018	Mike Mavromatis	035043	RECONCILED:04/30/2018	1	60.00
096168	W	04/20/2018	MILLER'S TEXTILE SERVICES	012700	RECONCILED:04/30/2018		55.00
096169	W	04/20/2018	MobyMax	035035	RECONCILED:04/30/2018		99.00
096170	W	04/20/2018	Nancy Holt	034684	RECONCILED:04/19/2018		1,000.00
096171	W	04/20/2018	Nickles Bakery of Ohio	035077	RECONCILED:04/30/2018	1	53.13
096172	W	04/20/2018	Nicole Delk	034842			48.75
096173	W	04/20/2018	Paul W Schanher III DDS Inc	035177	RECONCILED:04/30/2018	1	150.00
096174	W	04/20/2018	Phillip Sowders	035183	RECONCILED:04/30/2018	1	60.00

Date: 05/07/2018
 Time: 4:50 pm

SOUTHEASTERN LOCAL SCHOOL
 SORT BY CHECK NUMBER
 CHECK DATES BETWEEN 04/01/2018 AND 04/30/2018
 WARRANT, REFUND, MEMO, PAYROLL CHECKS

Page: 3
 (CHEKPY)

CHECK	TYPE	DATE	VENDOR	VENDOR	STATUS/DATE	BANK CODE	CHECK AMOUNT
096175	W	04/20/2018	REITER DAIRY	010970	RECONCILED:04/30/2018	1	199.55
096176	W	04/20/2018	Reliable Transmission Service Midwest, Inc.	033404	RECONCILED:04/30/2018		690.46
096177	W	04/20/2018	Studies Weekly	034124	RECONCILED:04/30/2018		1,598.85
096178	W	04/20/2018	Tim Lehman	033527		1	60.00
096179	W	04/20/2018	W. R. HACKETT INC.,	005223	RECONCILED:04/30/2018	1	326.17
096180	W	04/24/2018	VAT, Inc	035179	RECONCILED:04/30/2018		400.00
096181	W	04/26/2018	Befour	035181			62.00
096182	W	04/26/2018	Brian Redish	033877			70.00
096183	W	04/26/2018	Bruce Cassel	034757		1	380.00
096184	W	04/26/2018	Bruce Cline	033911		1	60.00
096185	W	04/26/2018	Cason Roofing, LLC	033141			1,039.60
096186	W	04/26/2018	Champions Center	035136	RECONCILED:04/30/2018		620.00
096187	W	04/26/2018	CLARK COUNTY EDUCATIONAL SERVICE CENTER	002300			84,586.15
096188	W	04/26/2018	COMMERCIAL EQUIPMENT	031024			338.00
096189	W	04/26/2018	DAYTON POWER AND LIGHT COMPANY	032183			3,790.62
096190	W	04/26/2018	GHG Timing LLC	034082		1	1,170.00
096191	W	04/26/2018	GORDON FOOD SERVICE	014629		1	1,551.44
096192	W	04/26/2018	Jim Rayburn	032774		1	60.00
096193	W	04/26/2018	Khayyan Ruiz	035188		1	150.00
096194	W	04/26/2018	MAINE'S COLLISION REPAIR	000013			379.50
096195	W	04/26/2018	Marcus Lykins	034881		1	145.00
096196	W	04/26/2018	Markus Hall	035187		1	85.00
096197	W	04/26/2018	Michael Rivera	036469	RECONCILED:04/27/2018		106.58
096198	W	04/26/2018	MILLER'S TEXTILE SERVICES	012700		1	165.21
096199	W	04/26/2018	Nickles Bakery of Ohio	035077		1	22.33
096200	W	04/26/2018	Pat Catan's	034330			24.70
096201	W	04/26/2018	Paul W Schanher III DDS Inc	035177		1	150.00
096202	W	04/26/2018	Global Gov't Eduction Solution Attn: Jack Gephart	004948	RECONCILED:04/27/2018		1,813.00
096203	W	04/26/2018	Pro-Copy Technologies	033036			373.00
096204	W	04/26/2018	REITER DAIRY	010970		1	286.59
096205	W	04/26/2018	Reliable Transmission Service Midwest, Inc.	033404			116.72
096206	W	04/26/2018	Rich Glink	035189		1	150.00
096207	W	04/26/2018	Robert Shaw	032705		1	60.00
096208	W	04/26/2018	RON BROWN	001705		1	150.00
096209	W	04/26/2018	SHOEMAKER'S GROCERY	011900	RECONCILED:04/30/2018		298.56
096210	W	04/26/2018	SHOEMAKER'S HOME CENTER	011950	RECONCILED:04/30/2018		154.57
096211	W	04/26/2018	STARR TROPHY AND AWARDS	002199		1	1,142.80
096212	W	04/26/2018	TRANS ACCESSORIES CO INC	013049			141.43
096213	W	04/26/2018	TREASURER OF STATE OF OHIO OHIO DEPT OF COMMERCE	013053			266.25
096214	W	04/26/2018	Vision Concept Technology	033566			481.25
096215	W	04/26/2018	W. R. HACKETT INC.,	005223		1	604.24
096216	W	04/26/2018	Waynesville Athletic Dept.	033044		1	175.00
096217	W	04/30/2018	Northridge Bowling Alley	035044			500.00
096218	W	04/30/2018	American Fidelity Administrive Services, LLC	034825			199.50
096219	W	04/30/2018	AQUA-FALLS GLACIER MOUNTAIN	030172			9.90

Date: 05/07/2018
 Time: 4:50 pm

SOUTHEASTERN LOCAL SCHOOL
 SORT BY CHECK NUMBER
 CHECK DATES BETWEEN 04/01/2018 AND 04/30/2018
 WARRANT, REFUND, MEMO, PAYROLL CHECKS

Page: 4
 (CHEKPY)

CHECK	TYPE	DATE	VENDOR	VENDOR	STATUS/DATE	BANK CODE	CHECK AMOUNT
096220	W	04/30/2018	AMERITECH	010200			328.05
096221	W	04/30/2018	BETTY HOPPES	015013			234.00
096222	W	04/30/2018	BOB ROACH	020109		1	60.00
096223	W	04/30/2018	Centurylink Business Services	031172			24.64
096224	W	04/30/2018	Chris Livingston	033927		1	60.00
096225	W	04/30/2018	Dave Dalton	034733		1	60.00
096226	W	04/30/2018	DAVID MORROW	008609			60.00
096227	W	04/30/2018	De Lage Landen	034335			1,806.00
096228	W	04/30/2018	FCCLA Customer Service E Group, Inc. Fulfillment Cent	035055		1	93.00
096229	W	04/30/2018	GREENON HIGH SCHOOL ATHLETICS DEPT	007525		1	150.00
096230	W	04/30/2018	Habitec Security	032464			239.76
096231	W	04/30/2018	Huntington National Bank Attn: Cheri Scott-Geraci	034035			250.00
096232	W	04/30/2018	James Smith	034855		1	40.00
096233	W	04/30/2018	Jessica Detty	034642			28.00
096234	W	04/30/2018	Jim Rayburn	032774		1	60.00
096235	W	04/30/2018	John Lemon	032783		1	40.00
096236	W	04/30/2018	John Pritchard	035191		1	85.00
096237	W	04/30/2018	KATHY LOWE	031348			200.00
096238	W	04/30/2018	Keith Hypes	034007		1	60.00
096239	W	04/30/2018	KEITH SMITH	012180		1	60.00
096240	W	04/30/2018	Krista Spitzer	032780			234.00
096241	W	04/30/2018	Marcus Lykins	034881		1	60.00
096242	W	04/30/2018	Melissa Spears	034241			234.00
096243	W	04/30/2018	Michael Rivera	036469			80.60
096244	W	04/30/2018	Nancy Holt	034684			1,000.00
096245	W	04/30/2018	Global Gov't Eduction Solution Attn: Jack Gephart	004948			792.64
096246	W	04/30/2018	Randy Myers	033902		1	60.00
096247	W	04/30/2018	SC Strategic Solutions, LLC	034826			4,345.00
096248	W	04/30/2018	SHOEMAKER'S GROCERY	011900			198.54
096249	W	04/30/2018	SHOEMAKER'S HOME CENTER	011950			181.61
096250	W	04/30/2018	South Charleston Community Park	033583			3,500.00
096251	W	04/30/2018	Spencer Whitcraft	035190		1	60.00
096252	W	04/30/2018	Springfield High School	034709		1	200.00
096253	W	04/30/2018	Strategic Management Solutions	032461			1,334.56
096254	W	04/30/2018	Tim Lehman	033527		1	60.00
992781	C	04/05/2018	PAYROLL	900005	RECONCILED:04/30/2018	(Multi-bank check)	230,856.13
992795	C	04/20/2018	PAYROLL	900005	RECONCILED:04/30/2018	(Multi-bank check)	233,018.47
992797	M	04/24/2018	EPC-Self-Funded Medical Plan	900052		(Multi-bank check)	89,309.94
992798	M	04/24/2018	EPC Dental/Vision Benefit Plan Dental Plan	900053		(Multi-bank check)	4,909.92
992799	M	04/24/2018	EPC-Dental/Vision Benefit Plan Vision Plan	900054		(Multi-bank check)	1,274.90
992800	M	04/24/2018	Sun Life Assurance Company of Canada	900055		(Multi-bank check)	360.00
992801	M	04/05/2018	PAYROLL	900005		(Multi-bank check)	3,025.23
992802	M	04/05/2018	RETIREMENT SERS	900002			296.49

Date: 05/07/2018
 Time: 4:50 pm

SOUTHEASTERN LOCAL SCHOOL
 SORT BY CHECK NUMBER
 CHECK DATES BETWEEN 04/01/2018 AND 04/30/2018
 WARRANT, REFUND, MEMO, PAYROLL CHECKS

Page: 5
 (CHEKPY)

CHECK	TYPE	DATE	VENDOR	VENDOR	STATUS/DATE	BANK CODE	CHECK AMOUNT
992803	M	04/05/2018	RETIREMENT STRS	900001			2,110.15
992804	M	04/20/2018	PAYROLL	900005		(Multi-bank check)	3,046.61
992805	M	04/20/2018	RETIREMENT SERS	900002			296.49
992806	M	04/20/2018	RETIREMENT STRS	900001			2,110.15
992807	M	04/27/2018	FOUNDATION	900014		(Multi-bank check)	127,519.51
992808	M	04/30/2018	AUDITOR & TREAS. FEES	900034			4,149.80
992809	M	04/30/2018	SECURITY NATIONAL BANK	900042			100.00
992810	M	04/10/2018	SECURITY NATIONAL BANK	900042		1	1.25
992811	M	04/17/2018	SECURITY NATIONAL BANK	900042			2.65
992812	M	04/30/2018	CORRECTING ENTRY	900038			0.00
992814	M	04/06/2018	SECURITY NATIONAL BANK	900042		(Multi-bank check)	2,772.21
V VOIDED CHECKS			1	CHECK TOTALS	1,598.85		
R RECONCILED CHECKS			93	CHECK TOTALS	584,316.89		
W WARRANT CHECKS			170	CHECK TOTALS	236,577.04		
M MEMO CHECKS			17	CHECK TOTALS	241,285.30		
B REFUND CHECKS			0	CHECK TOTALS	0.00		
I INVESTMENT CHECKS			0	CHECK TOTALS	0.00		
T TRANSFER CHECKS			0	CHECK TOTALS	0.00		
D DISTRIBUTION CHECKS			0	CHECK TOTALS	0.00		
C PAYROLL CHECKS			2	CHECK TOTALS	463,874.60		
MISSING CHECKS			0				
** TOTAL CHECKS (LESS VOIDED)			188	** TOTAL NET	940,138.09		
*** TOTAL CHECKS WRITTEN			189	*** GRAND TOTALS	941,736.94		