

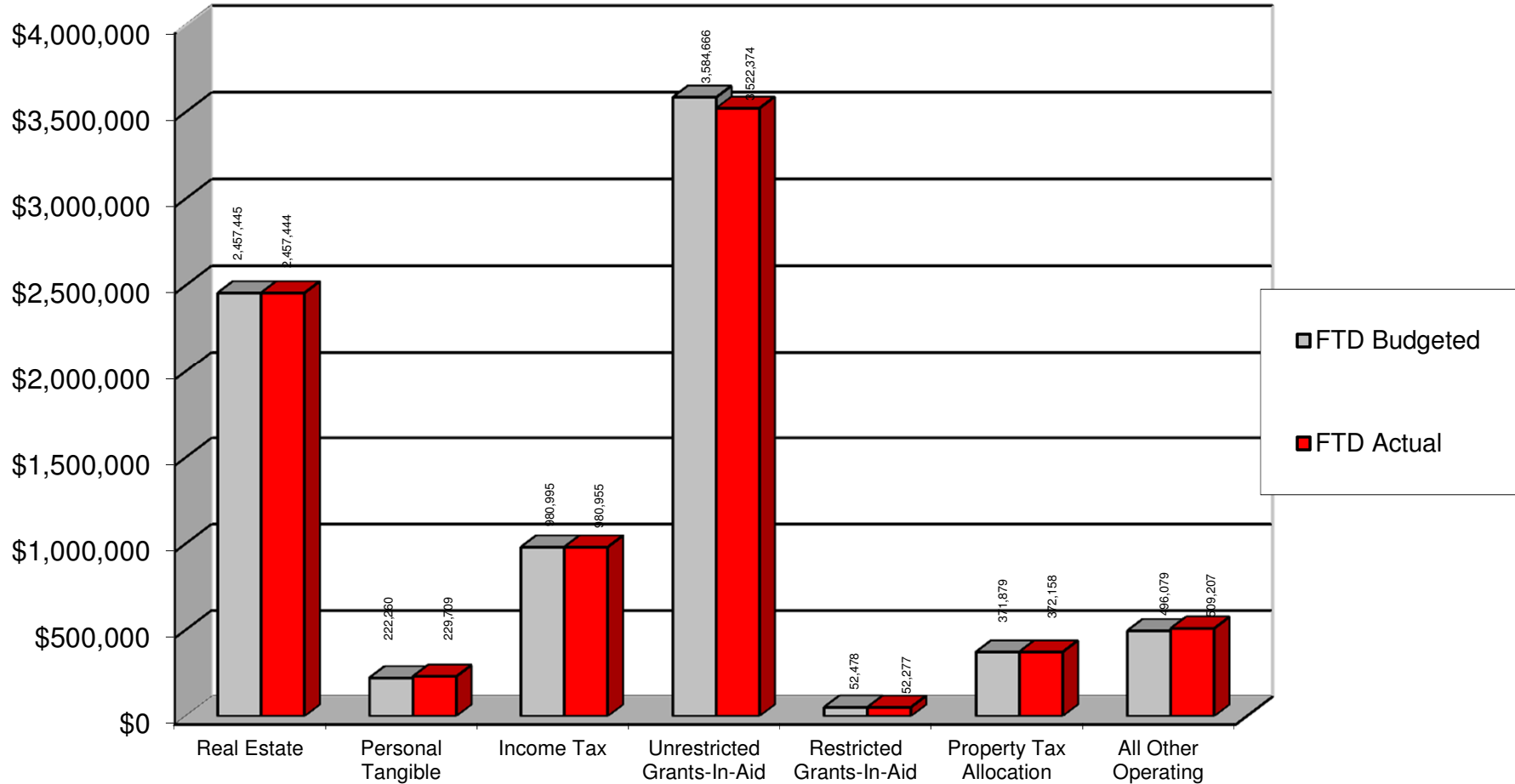
**SOUTHEASTERN LOCAL SCHOOL DISTRICT**

**FINANCIAL REPORT**

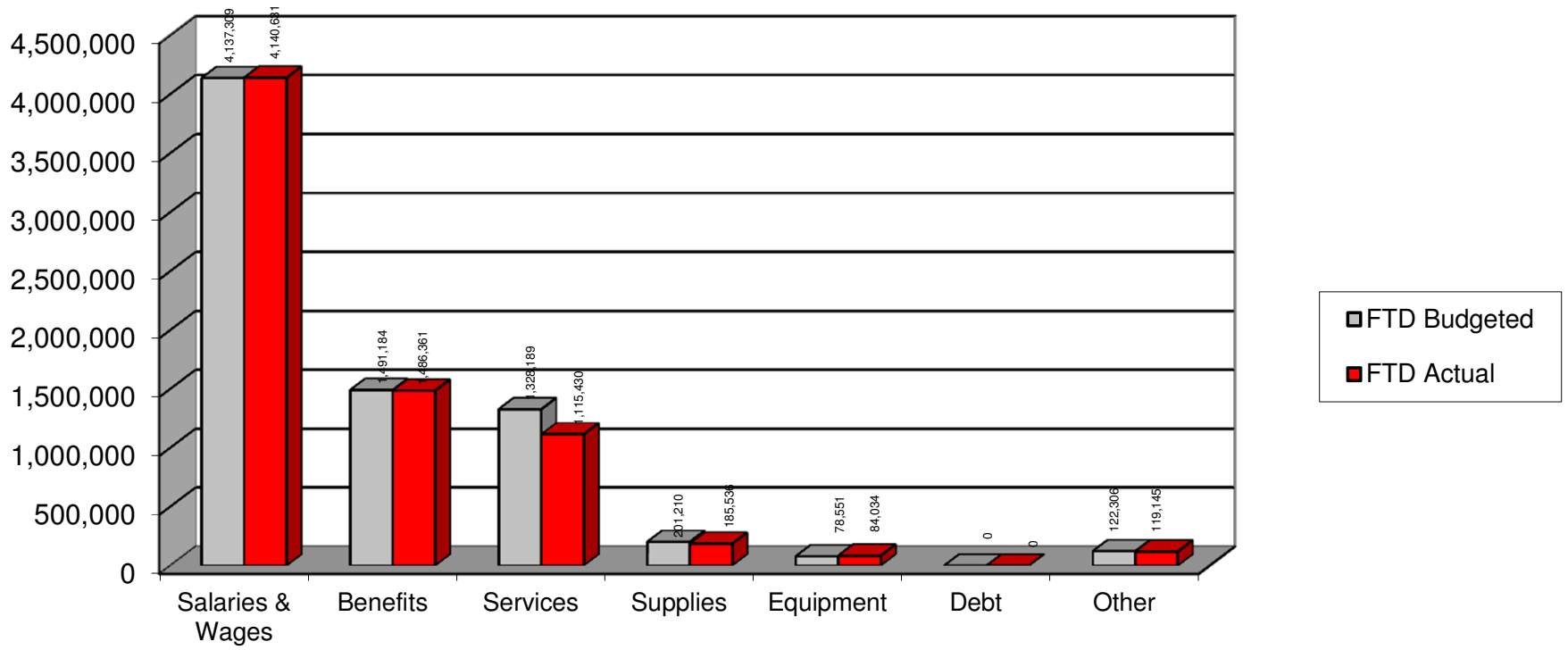
**05/31/2016**



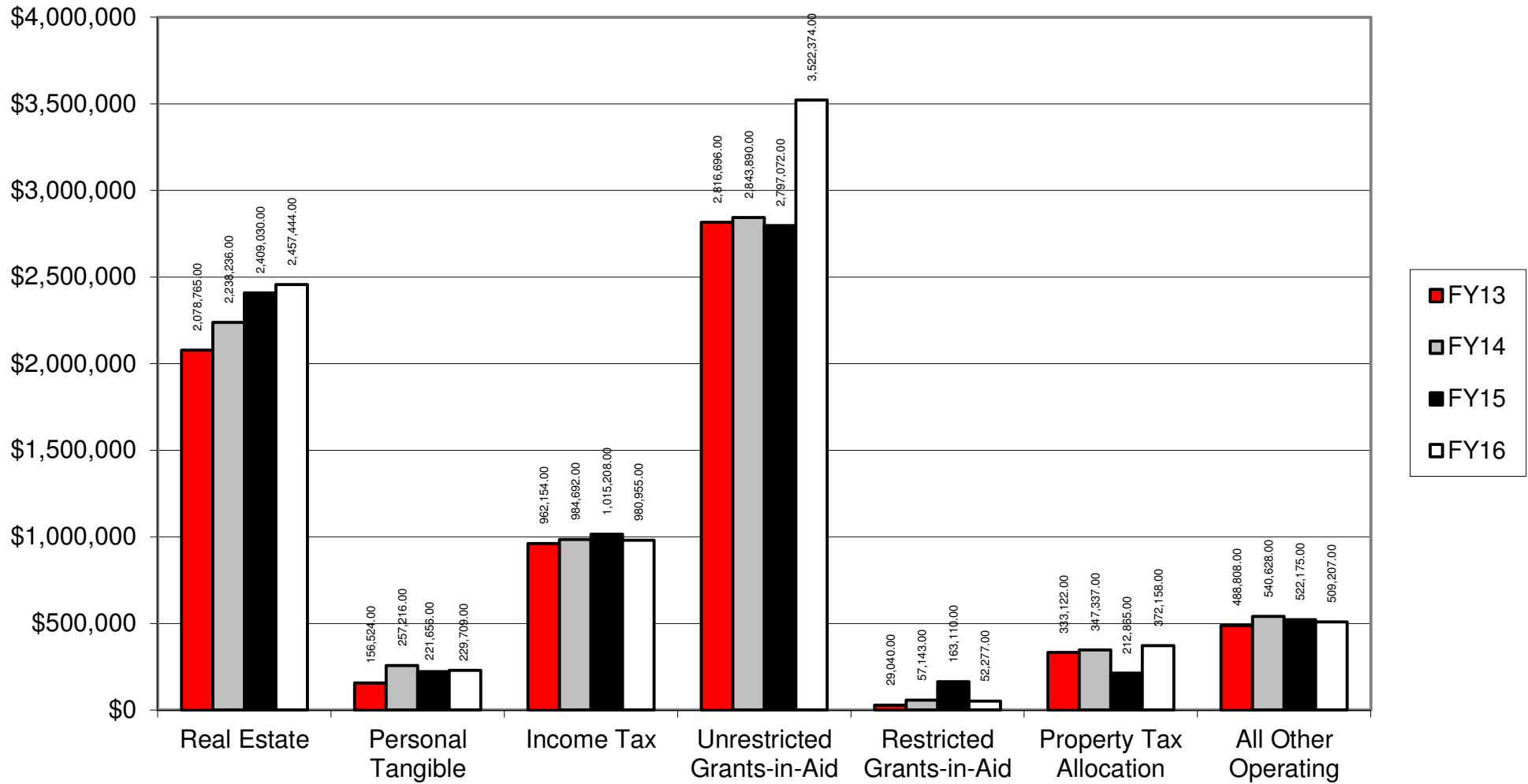
## FTD BUDGETED vs. FTD ACTUAL



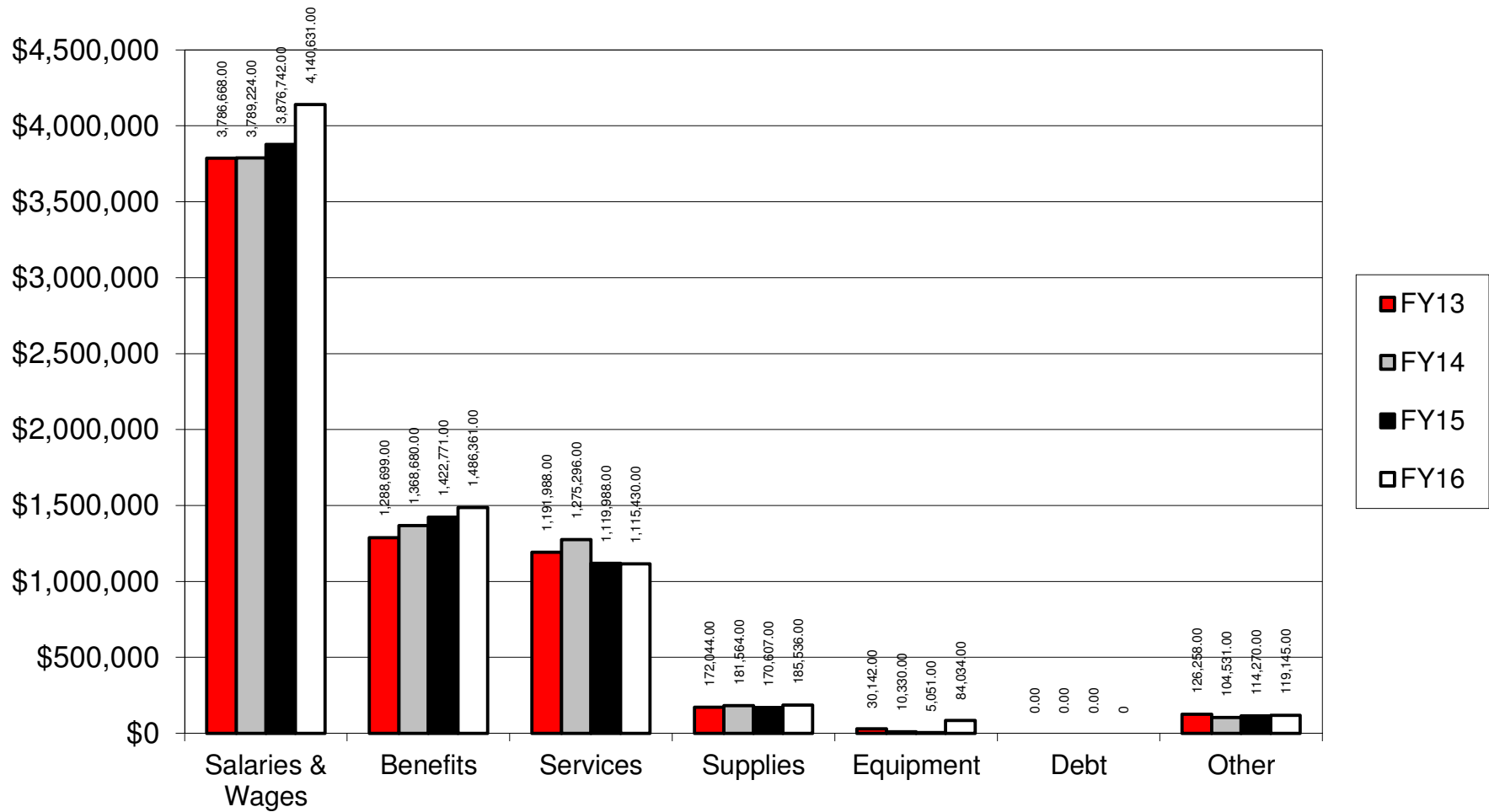
## FTD BUDGETED vs. FTD ACTUAL



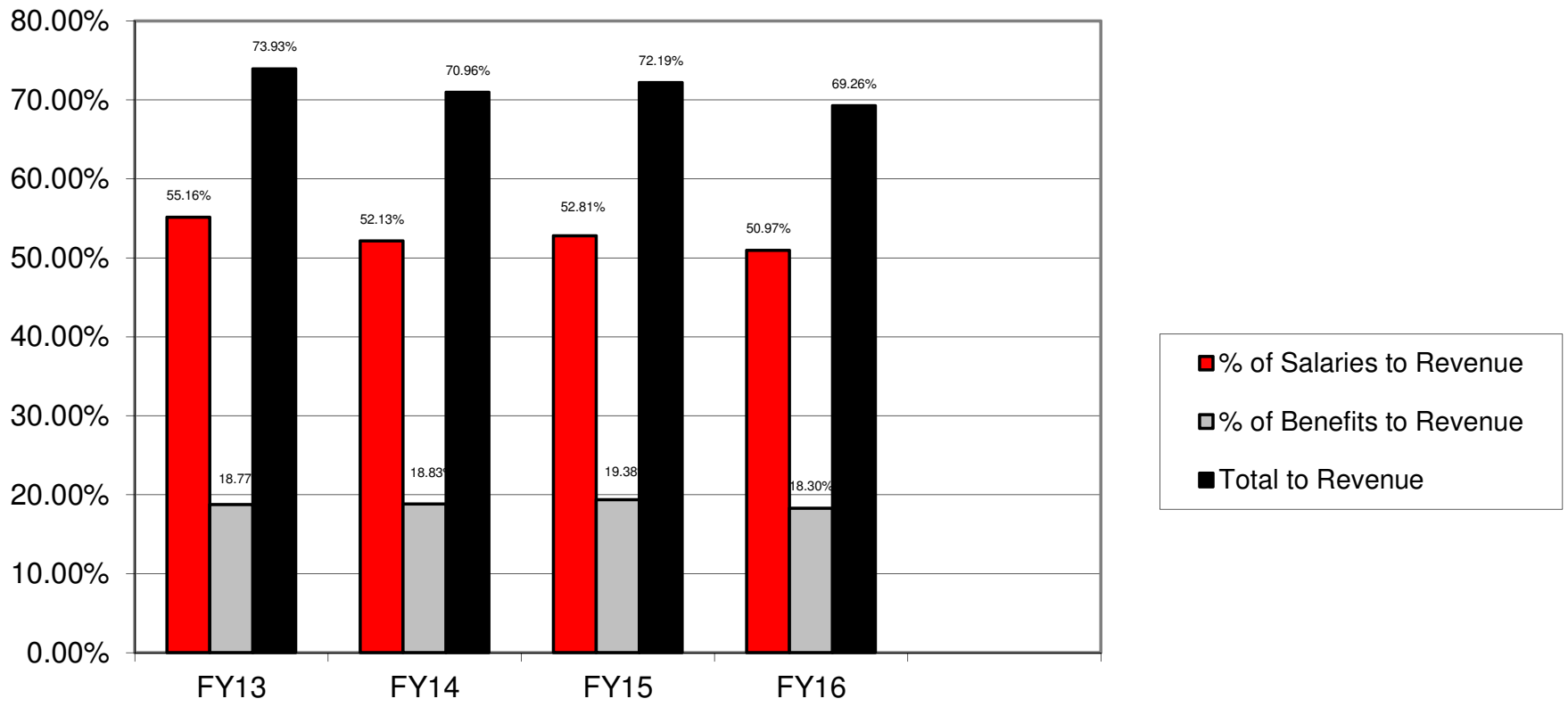
# HISTORICAL REVENUE



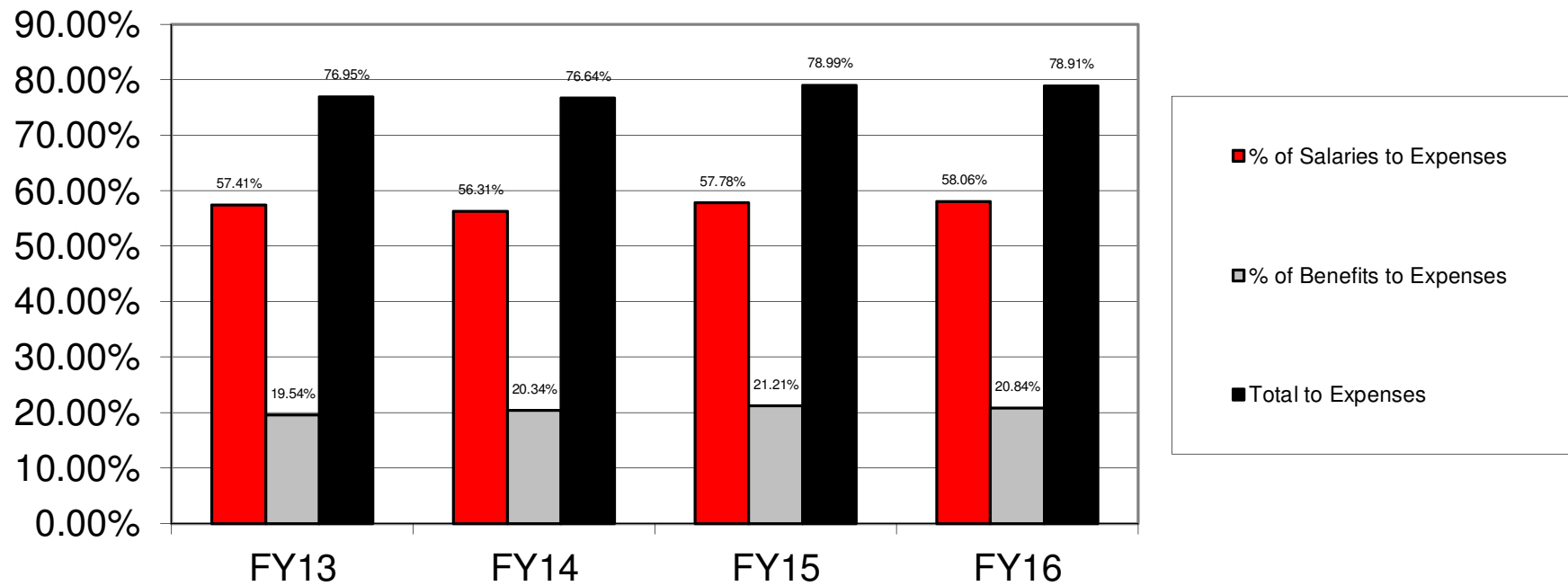
# HISTORICAL EXPENDITURES



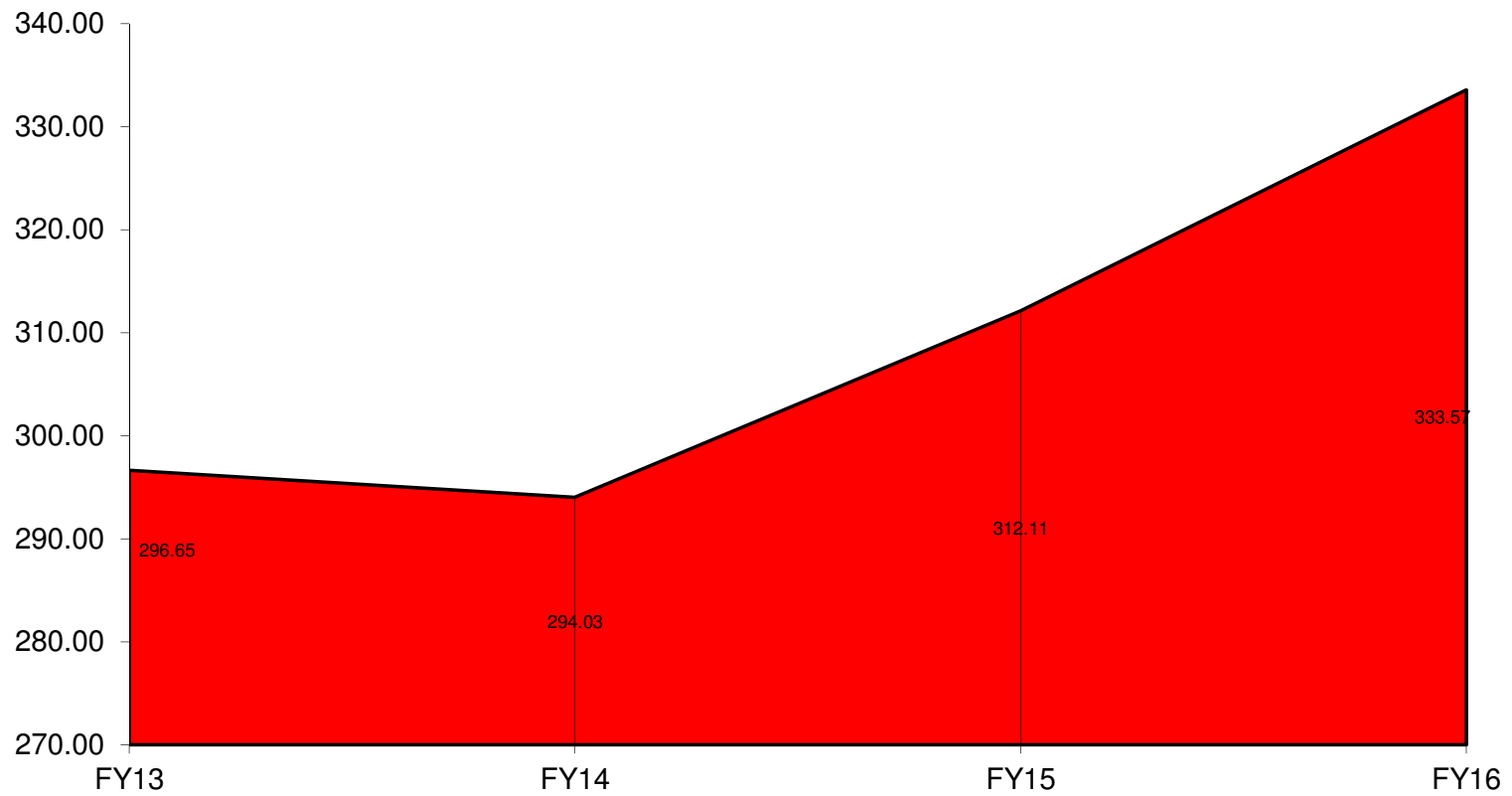
## % OF SALARIES AND BENEFITS TO REVENUE



## % OF SALARIES AND BENEFITS TO EXPENDITURES

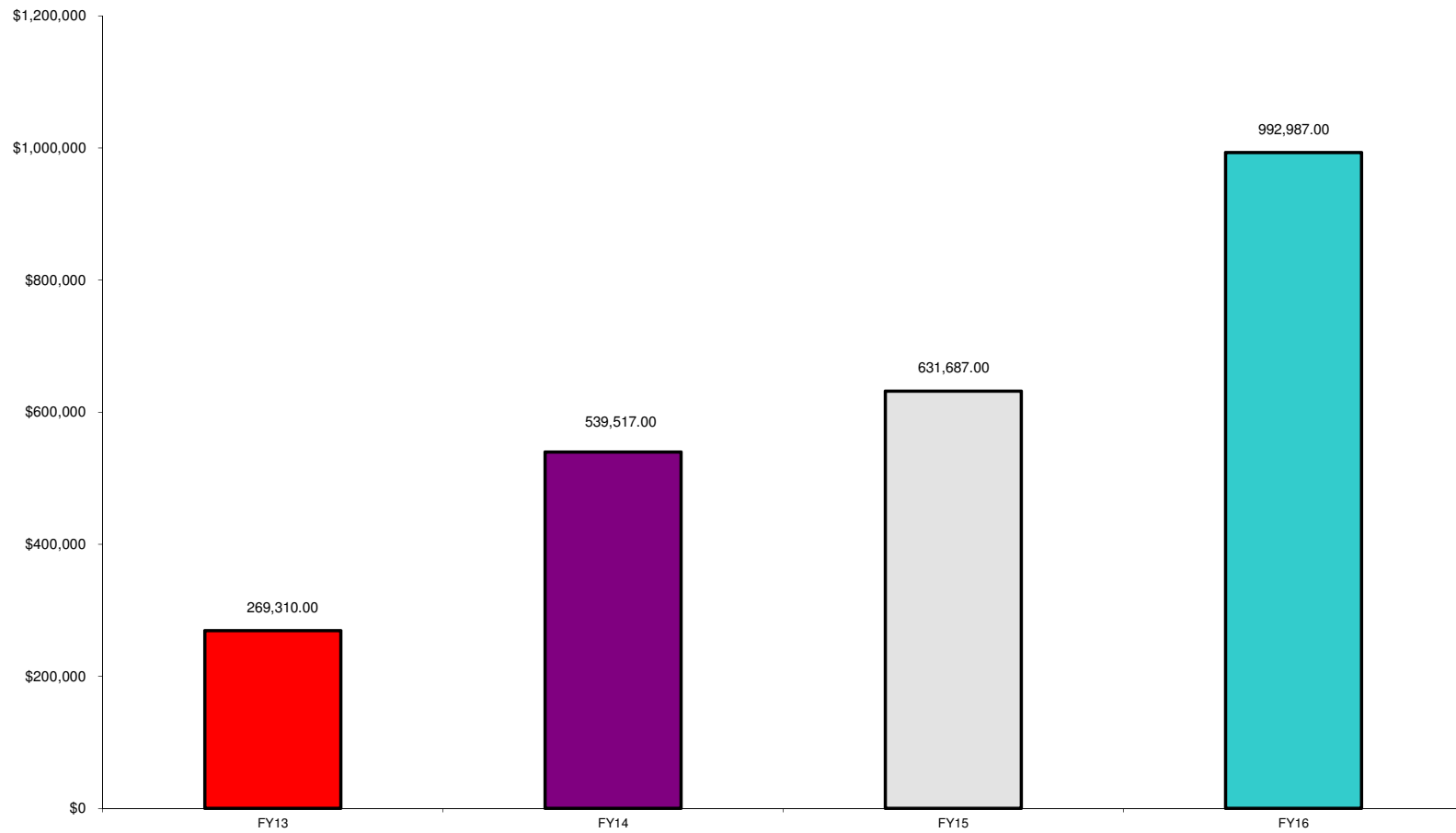


## Days of Operating Cash





# SURPLUS/DEFICIT



**MONTHLY BUDGET VARIANCE  
SOUTHEASTERN LOCAL SCHOOLS**

	<b>FTD Budgeted</b>	<b>FTD Actual</b>	<b>Variance</b>	<b>Percentage Variance</b>	<b>MTD Budgeted</b>	<b>MTD Actual</b>	<b>Variance</b>	<b>Percentage Variance</b>
<b>REVENUE</b>								
General Property (Real Estate)	\$2,457,445	\$2,457,444	(\$1)	0.00%	\$0	\$0	\$0	-
Tangible Personal Property	222,260	229,709	7,449	3.35%	0	0	0	-
Income Tax	980,995	980,955	(40)	0.00%	0	0	0	-
Unrestricted Grants-In-Aid	3,584,666	3,522,374	(62,292)	-1.74%	300,930	300,930	0	0.00%
Restricted Grants-In-Aid	52,478	52,277	(201)	-0.38%	2,732	2,732	0	0.00%
Restricted Grants-In-Aid - SFSF	0	0	0	-	0	0	0	-
Property Tax Allocation	371,879	372,158	279	0.08%	174,099	174,378	279	0.16%
All Other Operating Revenue	496,079	509,207	13,128	2.65%	48,718	49,947	1,229	2.52%
<b>TOTAL REVENUE</b>	<b>\$8,165,802</b>	<b>\$8,124,124</b>	<b>(\$41,678)</b>	<b>-0.51%</b>	<b>\$526,479</b>	<b>\$527,987</b>	<b>\$1,508</b>	<b>0.29%</b>
<b>EXPENDITURES</b>								
Salaries & Wages	\$4,137,309	\$4,140,631	(\$3,322)	0.08%	\$382,374	\$385,697	(\$3,323)	0.87%
Benefits	1,491,184	1,486,361	4,823	-0.32%	134,726	129,903	4,823	-3.58%
Services	1,328,189	1,115,430	212,759	-16.02%	193,432	77,775	\$115,657	-59.79%
Supplies	201,210	185,536	15,674	-7.79%	29,335	21,609	7,726	-26.34%
Equipment	78,551	84,034	(5,483)	6.98%	0	30	(\$30)	#DIV/0!
Debt	0	0	0	-	0	0	0	-
Other	122,306	119,145	3,161	-2.58%	3,349	8,024	(4,675)	139.59%
<b>TOTAL EXPENSES</b>	<b>\$7,358,749</b>	<b>\$7,131,137</b>	<b>\$227,612</b>	<b>-3.09%</b>	<b>\$743,216</b>	<b>\$623,038</b>	<b>\$120,178</b>	<b>-16.17%</b>
<b>SURPLUS/DEFICIT</b>	<b>\$807,053</b>	<b>\$992,987</b>	<b>\$185,934</b>	<b>23.04%</b>	<b>(\$216,737)</b>	<b>(\$95,051)</b>	<b>\$121,686</b>	<b>-56.14%</b>
<b>OTHER USES/SOURCES</b>								
Transfers/Advances In	279,051	279,051	0	0.00%	0	0	0	-
Transfers/Advances Out	0	1,000	1,000	-	0	0	0	-
All Other Financing Sources/(Uses)	33,356	33,356	0	0.00%	0	0	\$0	-
<b>NET SOURCES/USES</b>	<b>312,407</b>	<b>311,407</b>	<b>(1,000)</b>	<b>-0.32%</b>	<b>0</b>	<b>0</b>	<b>0</b>	<b>-</b>
<b>BEGINNING CASH</b>	<b>\$5,988,692</b>	<b>\$5,988,692</b>	<b>\$0</b>	<b>0.00%</b>	<b>\$6,854,103</b>	<b>\$7,388,137</b>	<b>\$534,034</b>	<b>7.79%</b>
<b>ENDING CASH</b>	<b>\$7,108,152</b>	<b>\$7,293,086</b>	<b>\$184,934</b>	<b>2.60%</b>	<b>\$6,637,366</b>	<b>\$7,293,086</b>	<b>\$655,720</b>	<b>9.88%</b>
<b>ENCUMBRANCES</b>	<b>\$194,559</b>	<b>\$213,519</b>	<b>\$18,960</b>	<b>9.75%</b>	<b>\$194,559</b>	<b>\$213,519</b>	<b>\$18,960</b>	<b>9.75%</b>
<b>UNENCUMBERED CASH</b>	<b>\$6,913,593</b>	<b>\$7,079,567</b>	<b>\$165,974</b>	<b>2.40%</b>	<b>\$6,442,807</b>	<b>\$7,079,567</b>	<b>\$636,760</b>	<b>9.88%</b>

**HISTORICAL COMPARISON BY OBJECT  
SOUTHEASTERN LOCAL SCHOOLS**

	<b>FY 13</b> 7/12-05/13	<b>FY 14</b> 7/13-05/14	<b>% of</b> <b>Change</b>	<b>FY 15</b> 7/14-05/15	<b>% of</b> <b>Change</b>	<b>FY 16</b> 7/15-05/16	<b>% of</b> <b>Change</b>
<b>REVENUE</b>							
General Property (Real Estate)	\$2,078,765	\$2,238,236	7.67%	\$2,409,030	7.63%	\$2,457,444	2.01%
Tangible Personal Property	156,524	257,216	64.33%	221,656	-13.82%	229,709	3.63%
Income Tax	962,154	984,692	2.34%	1,015,208	3.10%	980,955	-3.37%
Unrestricted Grants-in-Aid	2,816,696	2,843,890	0.97%	2,797,072	-1.65%	3,522,374	25.93%
Restricted Grants-in-Aid	29,040	57,143	96.77%	163,110	185.44%	52,277	-67.95%
Restricted Grants-in-Aid - SFSF	0	0	-	0	-	0	-
Property Tax Allocation	333,122	347,337	4.27%	212,865	-38.72%	372,158	74.83%
All Other Operating Revenue	488,808	540,628	10.60%	522,175	-3.41%	509,207	-2.48%
<b>TOTAL REVENUE</b>	<b>\$6,865,109</b>	<b>\$7,269,142</b>	<b>5.89%</b>	<b>\$7,341,116</b>	<b>0.99%</b>	<b>\$8,124,124</b>	<b>10.67%</b>
<b>EXPENDITURES</b>							
Salaries & Wages	3,786,668	3,789,224	0.07%	3,876,742	2.31%	4,140,631	6.81%
Benefits	1,288,699	1,368,680	6.21%	1,422,771	3.95%	1,486,361	4.47%
Services	1,191,988	1,275,296	6.99%	1,119,988	-12.18%	1,115,430	-0.41%
Supplies	172,044	181,564	5.53%	170,607	-6.03%	185,536	8.75%
Equipment	30,142	10,330	-65.73%	5,051	-51.10%	84,034	1563.71%
Debt	0	0	-	0	-	0	-
Other	126,258	104,531	-17.21%	114,270	9.32%	119,145	4.27%
<b>TOTAL EXPENDITURES</b>	<b>\$6,595,799</b>	<b>\$6,729,625</b>	<b>2.03%</b>	<b>\$6,709,429</b>	<b>-0.30%</b>	<b>\$7,131,137</b>	<b>6.29%</b>
<b>SURPLUS/DEFICIT</b>	<b>269,310</b>	<b>539,517</b>	<b>100.33%</b>	<b>631,687</b>	<b>17.08%</b>	<b>992,987</b>	<b>57.20%</b>
<b>OTHER SOURCES/USES</b>							
Advances/Transfers In	180,263	215,947	19.80%	242,939	12.50%	279,051	14.86%
Advances/Transfers Out	0	0	-	0	-	1,000	-
All Other Financing Sources	0	47,466	-	36,550	-23.00%	33,356	-8.74%
Debt Service	0	0	-	0	-	0	-
<b>NET SOURCES/USES</b>	<b>180,263</b>	<b>263,413</b>	<b>46.13%</b>	<b>279,489</b>	<b>6.10%</b>	<b>311,407</b>	<b>11.42%</b>
<b>BEGINNING CASH</b>	<b>\$5,639,518</b>	<b>\$5,366,319</b>	<b>-4.84%</b>	<b>\$5,516,278</b>	<b>2.79%</b>	<b>\$5,988,692</b>	<b>8.56%</b>
<b>ENDING CASH</b>	<b>\$6,089,091</b>	<b>\$6,169,249</b>	<b>1.32%</b>	<b>\$6,427,454</b>	<b>4.19%</b>	<b>\$7,293,086</b>	<b>13.47%</b>
<b>ENCUMBRANCES</b>	<b>230,948</b>	<b>245,051</b>	<b>6.11%</b>	<b>\$157,664</b>	<b>-35.66%</b>	<b>\$213,519</b>	<b>35.43%</b>
<b>UNENCUMBERED CASH</b>	<b>\$5,858,143</b>	<b>\$5,924,198</b>	<b>1.13%</b>	<b>\$6,269,790</b>	<b>5.83%</b>	<b>\$7,079,567</b>	<b>12.92%</b>
<b>% of Salaries to Revenue</b>	<b>55.16%</b>	<b>52.13%</b>		<b>52.81%</b>		<b>50.97%</b>	
<b>% of Benefits to Revenue</b>	<b>18.77%</b>	<b>18.83%</b>		<b>19.38%</b>		<b>18.30%</b>	
<b>Total to Revenue</b>	<b>73.93%</b>	<b>70.96%</b>		<b>72.19%</b>		<b>69.26%</b>	
<b>Days of Operating Cash</b>	<b>296.65</b>	<b>294.03</b>		<b>312.11</b>		<b>333.57</b>	

Southeastern Local Schools  
Clark County, Ohio

General Fund Financial History/Projection

4/30/2016

Percent of Fiscal Year Complete

91.67%

	2015-16 Projection	2015-16 FYTD Actual	FYTD %
<b>REVENUE</b>			
General Property (Real Estate)	\$2,457,445.00	\$2,457,444.00	100.00%
Tangible Personal Property	\$222,260.00	\$229,709.00	103.35%
Income Tax	\$980,995.00	\$980,955.00	100.00%
Unrestricted Grants-in-Aid	\$3,823,308.00	\$3,522,374.00	92.13%
Restricted Grants-in-Aid	\$54,790.00	\$52,277.00	95.41%
Restricted Grants-in-Aid - SFSF	\$0.00	\$0.00	#DIV/0!
Property Tax Allocation	\$371,879.00	\$372,158.00	100.08%
All Other Operating Revenue	\$541,956.00	\$509,207.00	93.96%
TOTAL	\$8,452,633.00	\$8,124,124.00	96.11%
<b>EXPENDITURES</b>			
Salaries & Wages	\$4,570,654.00	\$4,140,631.00	90.59%
Benefits	\$1,627,159.00	\$1,486,361.00	91.35%
Services	\$1,433,540.00	\$1,115,430.00	77.81%
Supplies	\$218,266.00	\$185,536.00	85.00%
Equipment	\$78,551.00	\$84,034.00	106.98%
Debt	\$0.00	\$0.00	#DIV/0!
Other	\$122,746.00	\$119,145.00	97.07%
TOTAL	\$8,050,916.00	\$7,131,137.00	88.58%
<b>SURPLUS/(DEFICIT)</b>	<b>\$401,717.00</b>	<b>\$992,987.00</b>	

**Southeastern Local Schools**  
**Explanation of Checks Over \$5,000**

05/01/2016 - 05/31/2016

Check #	Vendor Name	Amount	Explanation
062870	Clark State Community College	\$6,599.45	College in Classroom
062934	RD Holder Company	\$13,177.42	Fuel for Buses
062949	AVI Food Systems	\$14,780.06	Food and services for lunchroom
062985	Huntington National Bank	\$20,825.00	Principal and Interest on QSCB Bond
992367	Payroll	\$204,985.48	Payroll for May 5, 2016
992374	Payroll	\$205,190.79	Payroll for May 20, 2016
992379	UHC	\$79,096.32	June Health Insurance Payment
992383	Foundation	\$112,024.59	County Board, STRS/SERS, Community Schools, Open Enrollment, ect...

-- Options Summary --

Output file SM2M.TXT  
Print options page? (Y,N) Y  
Report heading SM2 May 31, 2016  
Fiscal Year 2016  
Beginning Month: 05  
Ending Month: 05

BAT\_SM2M executed by SE\_BMCKEE on node MVECA0:: at 2-JUN-2016 14:54:50.68

DATE: 06/02/2016  
 TIME: 14:54:50

FORM SM-2  
 OHIO DEPARTMENT OF EDUCATION - OFFICE OF SCHOOL MANAGEMENT ASSISTANCE  
 ANNUAL SPENDING PLAN (CURRENT OPERATION - GENERAL FUND ONLY - O.R.C. 5705.391)

PAGE: 1

SCHOOL DISTRICT: SOUTHEASTERN LOCAL SCHOOL

IRN # 046276 COUNTY: CLARK  
 SM2 May 31, 2016

FISCAL YEAR: 2016 MONTH: 05

	MONTHLY ESTIMATE	MONTHLY ACTUAL	MONTHLY DIFFERENCE	FISCAL YTD ESTIMATE	FISCAL YTD ACTUAL	FISCAL YTD DIFFERENCE
REVENUES						
01.010 General Property (Real Estate)	0	0	0	0	2,457,444	2,457,444
01.020 Tangible Personal Property Tax	0	0	0	0	229,709	229,709
01.030 Income Tax	0	0	0	0	980,955	980,955
01.035 Unrestricted Grants-in-Aid	0	300,930	300,930	0	3,522,374	3,522,374
01.040 Restricted Grants-in-Aid	0	2,732	2,732	0	52,277	52,277
01.045 Restricted Grants-in-Aid - SFSF	0	0	0	0	0	0
01.050 Property Tax Allocation	0	174,378	174,378	0	372,158	372,158
01.060 All Other Operating Revenue	0	49,947	49,947	0	509,207	509,207
01.070 Total Revenue	0	527,987	527,987	0	8,124,124	8,124,124
OTHER FINANCING SOURCES						
02.010 Proceeds from Sale of Notes	0	0	0	0	0	0
02.020 State Emergency Loans & Advancements (Approved)	0	0	0	0	0	0
02.040 Operating Transfers-In	0	0	0	0	0	0
02.050 Advances-In	0	0	0	0	279,051	279,051
02.060 All Other Financing Sources	0	0	0	0	33,356	33,356
02.070 Total Other Financing Sources	0	0	0	0	312,407	312,407
02.080 Total Revenues and Other Financing Sources	0	527,987	527,987	0	8,436,531	8,436,531
EXPENDITURES						
03.010 Personal Services	0	385,697	385,697	0	4,140,631	4,140,631
03.020 Employees' Retirement/Insurance Benefits	0	129,903	129,903	0	1,486,361	1,486,361
03.030 Purchased Services	0	77,775	77,775	0	1,115,430	1,115,430
03.040 Supplies and Materials	0	21,609	21,609	0	185,536	185,536
03.050 Capital Outlay	0	30	30	0	84,034	84,034
03.060 Intergovernmental	0	0	0	0	0	0
04.010 Debt Service: All Principal (Historical)	0	0	0	0	0	0
04.020 Debt Service: Principal - Notes	0	0	0	0	0	0
04.030 Debt Service: Principal - State Loans	0	0	0	0	0	0
04.040 Debt Service: Principal - State Advancements	0	0	0	0	0	0
04.050 Debt Service: Principal - HB 264 Loans	0	0	0	0	0	0
04.055 Debt Service: Principal - Other	0	0	0	0	0	0
04.060 Debt Service: Interest and Fiscal Charges	0	0	0	0	0	0
04.300 Other Objects	0	8,024	8,024	0	119,145	119,145
04.500 Total Expenditures	0	623,038	623,038	0	7,131,137	7,131,137
OTHER FINANCING USES						
05.010 Operating Transfers - Out	0	0	0	0	1,000	1,000
05.020 Advances - Out	0	0	0	0	0	0
05.030 All Other Financing Uses	0	0	0	0	0	0
05.040 Total Other Financing Uses	0	0	0	0	1,000	1,000
05.050 Total Expenditure and Other Financing Uses	0	623,038	623,038	0	7,132,137	7,132,137
06.010 Excess Rev & Oth Financing Sources over(under) Exp &	0	95,051-	95,051-	0	1,304,394	1,304,394
07.010 Beginning Cash Balance	0	7,388,137	7,388,137	0	5,988,692	5,988,692
07.020 Ending Cash Balance	0	7,293,086	7,293,086	0	7,293,086	7,293,086
08.010 Outstanding Encumbrances	0	213,519	213,519	0	213,519	213,519

-- Options Summary --

Summary or Detail Report? (S,D) D  
Output file: FINSUMM.TXT  
Type: CSV  
Print options page? (Y,N) Y  
Generate FINDET report for comparison? (Y,N) Y  
Sort options: FS  
Include future encumbrance amounts? (Y,N) N  
Include accounts with zero amounts? (Y,N) N  
Include accounts which are no longer active? (Y,N,I) Y

BAT\_FINSUM executed by SE\_BMCKEE on node MVECA0:: at 2-JUN-2016 14:26:26.13



Date: 06/02/2016  
 Time: 2:26 pm

SOUTHEASTERN LOCAL SCHOOL  
 Financial Report by Fund/SCC

Fund #	Fund Description	FYTD Receipts	MTD Expenditures	FYTD Expenditures	Current Fund Balance	Current Encumbrances	Unencumbered Fund Balance	Bank Code
001 0000	CASH CONTROL - GENERAL FUND							
	5,885,854.74	527,987.65	8,436,532.11	623,038.68	7,132,138.57	7,190,248.28	213,519.46	6,976,728.82
001 9412	GENERAL SET ASIDE (5%)							
	102,837.52	0.00	0.00	0.00	102,837.52	0.00	102,837.52	
003 0000	GENERAL INTEREST							
	1,026,784.35	4,238.29	44,262.48	0.00	0.00	1,071,046.83	1,341.00	1,069,705.83
003 9001	PERMANENT IMPROVEMENT VOTED							
	710,878.98-	36,915.27	288,260.67	20,957.07	412,906.07	835,524.38-	26,882.85	862,407.23-
003 9003	AUDITORIUM RENOVATION							
	848.38	0.00	0.00	0.00	848.38	0.00	848.38	
006 0000	LUNCHROOM CASH CONTROL							
	0.00	22,725.47	223,088.75	26,002.56	506,727.74	283,638.99-	63,979.09	347,618.08- 1
018 9081	PRINCIPAL'S SUPPORT - MIAMI VIEW							
	0.00	651.00	2,242.75	0.00	272.00	1,970.75	0.00	1,970.75 1
018 9082	PRINCIPAL'S SUPPORT - HIGH SCHOOL							
	0.00	325.00	2,670.10	1,235.00	14,634.11	11,964.01-	75.00	12,039.01- 1
018 9281	MIDDLE SCHOOL PRINCIPAL'S SUPPORT							
	6,511.82	23.00	5,239.10	2,249.96	9,448.42	2,302.50	1,437.98	864.52
019 9091	MIAMI VIEW WORKROOM/LOUNGE							
	719.45	0.00	105.34	0.00	687.95	136.84	0.00	136.84 1
019 9092	TEACHER'S LOUNGE - HIGH SCHOOL							
	839.86	0.00	82.85	0.00	385.70	537.01	0.00	537.01
022 9012	Wellness Incentive							
	7,993.85	0.00	0.00	0.00	0.00	7,993.85	0.00	7,993.85
022 9013	Julia Salyers Memorial Fund							
	365.00	0.00	0.00	0.00	0.00	365.00	0.00	365.00
022 9014	Jerry South Memorial Fund							
	397.84	0.00	0.00	0.00	0.00	397.84	0.00	397.84
022 9081	PRINCIPAL'S FUND/STAFF RECOGNITION							
	0.00	0.00	393.35	798.84	798.84	405.49-	0.00	405.49-
022 9082	PRINCIPAL'S FUND/STAFF RECOGNITION							
	1,590.21	0.00	364.96	0.00	355.00	1,600.17	0.00	1,600.17

Date: 06/02/2016  
 Time: 2:26 pm

SOUTHEASTERN LOCAL SCHOOL  
 Financial Report by Fund/SCC

Fund #	Fund Description	FYTD Receipts	MTD Expenditures	FYTD Expenditures	Current Fund Balance	Current Encumbrances	Unencumbered Fund Balance	Bank Code	
022 9208	2008 Section 125	374.55	0.00	122.31	0.00	496.86	0.00	0.00	
022 9281	PRINCIPAL'S FUND/STAFF RECOGNITION	2,522.37-	100.00	299.83	0.00	1,584.38	3,806.92-	0.00	3,806.92-
027 0000	BWC Distribution Account	6,501.11	4,101.95	44,439.89	0.00	0.00	50,941.00	5,019.77	45,921.23
200 9013	Class of 2013	816.46	0.00	0.00	0.00	0.00	816.46	0.00	816.46
200 9014	Class of 2014	250.00	0.00	0.00	0.00	0.00	250.00	0.00	250.00
200 9015	Class of 2015	247.01	0.00	0.00	0.00	60.00	187.01	0.00	187.01
200 9016	Class of 2016	3,707.40	0.00	0.00	251.96	812.89	2,894.51	1,513.75	1,380.76
200 9017	Class of 2017	355.90	0.00	7,002.50	613.63	5,422.87	1,935.53	0.00	1,935.53
200 9018	Class of 2018	2,213.83	772.00	992.00	640.30	640.30	2,565.53	0.00	2,565.53
200 9019	Class of 2019	795.17	1,763.00-	1,601.00-	0.00	0.00	805.83-	0.00	805.83-
200 9020	Class of 2020	0.00	2,090.00	19,995.50	0.00	19,598.00	397.50	30.63	366.87
200 9201	FUTURE FARMERS OF AMERICA	1,761.91	150.00	17,732.90	633.47	15,507.20	3,987.61	3,926.50	61.11
200 9202	FAMILIES CAREERS & COMMUNITY LEADERS OF AMERI	2,357.87	0.00	3,068.25	0.00	2,002.61	3,423.51	330.88	3,092.63 1
200 9203	FUTURE EDUCATORS OF AMERICA	119.74	0.00	0.00	0.00	0.00	119.74	0.00	119.74
200 9205	NATIONAL HONOR SOCIETY	736.19	0.00	448.25	0.00	385.00	799.44	160.00	639.44 1
200 9207	ACHIEVEMENT THRU TEAMWORK	882.26	0.00	0.00	0.00	0.00	882.26	0.00	882.26

Date: 06/02/2016  
 Time: 2:26 pm

SOUTHEASTERN LOCAL SCHOOL  
 Financial Report by Fund/SCC

Fund #	Fund Description	FYTD Receipts	MTD Expenditures	FYTD Expenditures	Current Fund Balance	Current Encumbrances	Unencumbered Fund Balance	Bank Code
200 9210	SPIRIT CLUB 581.99	0.00	1,660.00	0.00	994.44	1,247.55	177.51	1,070.04
200 9215	LAND LAB 264.28	0.00	0.00	0.00	0.00	264.28	0.00	264.28
200 9216	MIAMI VIEW MIDDLE SCHOOL STUDENT COUNCIL 5,634.97	2,050.00	6,245.00	2,271.29	4,609.02	7,270.95	0.00	7,270.95 1
200 9217	Jr. High Student Council 4,070.45	900.00	1,266.00	0.00	0.00	5,336.45	1,025.28	4,311.17
200 9222	S.A.D.D. CASH 206.74	0.00	0.00	0.00	0.00	206.74	0.00	206.74
200 9225	H2O HELP TO OTHERS 1,236.00	0.00	1,000.00	250.00	1,175.13	1,060.87	0.00	1,060.87
200 9226	Art Club 1,396.96	40.00	262.00	0.00	39.07	1,619.89	0.00	1,619.89
300 9302	BAND 3,007.43	0.00	945.55	0.00	0.00	3,952.98	0.00	3,952.98
300 9303	CHEERLEADERS - HI SCHOOL 2,912.48	1,048.05	7,149.95	0.00	9,258.05	804.38	0.00	804.38
300 9304	CHOIR - HI SCHOOL 717.93	0.00	0.00	0.00	0.00	717.93	0.00	717.93
300 9305	DRAMA - HI SCHOOL 7,146.71	697.00	6,142.25	0.00	5,540.11	7,748.85	580.69	7,168.16
300 9306	Bowling Club 273.23	0.00	525.00	0.00	1,970.00	1,171.77-	0.00	1,171.77-
300 9308	TROJAN TIMES 1.66	0.00	0.00	0.00	0.00	1.66	0.00	1.66
300 9309	YEARBOOK 423.99-	1,360.00	5,900.00	3,160.00	6,914.11	1,438.10-	0.00	1,438.10-
300 9312	Wrestling Club 227.81	0.00	11,233.00	51.18	10,330.08	1,130.73	85.00	1,045.73
300 9313	CHEERLEADERS - MIAMI VIEW 234.73	0.00	1,508.36	0.00	1,678.80	64.29	0.00	64.29

Date: 06/02/2016  
 Time: 2:26 pm

SOUTHEASTERN LOCAL SCHOOL  
 Financial Report by Fund/SCC

Fund #	Fund Description	FYTD Receipts	MTD Expenditures	FYTD Expenditures	Current Fund Balance	Current Encumbrances	Unencumbered Fund Balance	Bank Code
Begin	Balance	MTD Receipts						
300	9320 ATHLETICS - HI SCHOOL							
	19,786.92	12,386.33	98,157.83	6,975.42	102,399.06	15,545.69	7,006.11	8,539.58 1
300	9325 Track Resurfacing Fund							
	26,677.34	0.00	0.00	0.00	26,677.34	0.00	0.00	0.00
300	9330 ATHLETICS MIAMI VIEW							
	9,402.55	719.00	9,921.00	948.00	13,089.06	6,234.49	5,596.25	638.24 1
450	9407 SCHOOLNET							
	0.01	0.00	0.00	0.00	0.00	0.01	0.00	0.01
451	9016 DATA COMM							
	0.00	0.00	5,400.00	0.00	5,400.00	0.00	0.00	0.00
459	9903 OHIO READS GRANT							
	300.00	0.00	0.00	0.00	0.00	300.00	0.00	300.00
459	9905 OHIO READS							
	2,000.00	0.00	0.00	0.00	0.00	2,000.00	0.00	2,000.00
461	9016 VOC ED ENHANCEMENTS							
	0.00	437.96	4,379.56	0.00	4,379.56	0.00	0.00	0.00
499	9014 Early Literacy Grant							
	7,805.06	0.00	0.00	0.00	0.00	7,805.06	0.00	7,805.06
499	9016 FY16 Parent Mentor Grant							
	0.00	0.00	18,200.00	2,000.00	20,200.00	2,000.00-	4,800.00	6,800.00-
499	9107 Project Lead the Way							
	0.45	0.00	0.00	0.00	0.00	0.45	0.00	0.45
499	9900 BUILDING INCENTIVE							
	128.59	0.00	0.00	0.00	0.00	128.59	0.00	128.59
516	9602 TITLE IV-B 2002							
	0.56	0.00	0.00	0.00	0.00	0.56	0.00	0.56
516	9615 IDEA PART B							
	0.00	0.00	7,536.59	0.00	7,536.59	0.00	0.00	0.00
516	9616 IDEA PART B							
	0.00	7,042.84	112,681.15	7,042.84	112,314.16	366.99	0.00	366.99
572	9215 TITLE I							
	2,592.62	0.00	13,613.81	0.00	16,206.43	0.00	0.00	0.00

Date: 06/02/2016  
 Time: 2:26 pm

SOUTHEASTERN LOCAL SCHOOL  
 Financial Report by Fund/SCC

Fund #	Fund Description	FYTD	MTD	FYTD	Current	Current	Unencumbered	Bank
Begin	MTD	Receipts	Expenditures	Expenditures	Fund	Encumbrances	Fund	Code
Balance	Receipts				Balance		Balance	
572 9216	TITLE I							
0.00	17,077.98	156,942.61	16,277.98	156,316.63	625.98	0.00	625.98	
573 9302	TITLE VI-INNOVATIVE							
1.00	0.00	0.00	0.00	0.00	1.00	0.00	1.00	
590 9016	IMPROVING TCHR QUALITY							
0.00	2,323.49	22,156.49	0.00	22,156.49	0.00	0.00	0.00	
599 9016	MISC. FED. GRANT							
0.00	1,375.00	11,650.00	2,975.00	13,250.00	1,600.00-	61.04	1,661.04-	
GRAND TOTALS:								
6,438,645.55	645,774.28	9,600,219.04	718,373.18	8,667,298.64	7,371,565.95	337,548.79	7,034,017.16	

-- Options Summary --

Output file: CHEKPY.TXT  
Print options page? (Y,N) Y  
Sort options: C  
Check types to select. (D,I,M,P,R,T,W): W,P,R,M  
Print vendor from PO or check. (P,C): P  
Date Selection From: 05/01/2016  
To: 05/31/2016  
Summary or Detail report? (S,D) S  
Single or Double space summary report? (S,D) S  
Include or Exclude the following vendors?(I,E) I

BAT\_CHEKPY executed by SE\_BMCKEE on node MVECA0:: at 2-JUN-2016 14:28:54.09

SOUTHEASTERN LOCAL SCHOOL  
 SORT BY CHECK NUMBER  
 CHECK DATES BETWEEN 05/01/2016 AND 05/31/2016  
 WARRANT, REFUND, MEMO, PAYROLL CHECKS

CHECK	TYPE	DATE	VENDOR	VENDOR	STATUS/DATE	BANK CODE	CHECK AMOUNT
062866	W	05/05/2016	AMERICAN LEGION POST 176 ATTN HOWARD MYERS	031261	RECONCILED:05/31/2016	1	371.00
062867	W	05/05/2016	ANGI Kaverman	003211	RECONCILED:05/31/2016		44.76
062868	W	05/05/2016	CARRIE Henry	031811	RECONCILED:05/31/2016		803.52
062869	W	05/05/2016	Charles Smiddy	032681	RECONCILED:05/31/2016	1	60.00
062870	W	05/05/2016	Clark State Community College Attn:OFC of Early Col. Prog	033882	RECONCILED:05/31/2016		6,599.45
062871	W	05/05/2016	COUNTRY MINI MART	030851	RECONCILED:05/31/2016		211.82
062872	W	05/05/2016	Craig Peterson	033134	RECONCILED:05/31/2016	1	60.00
062873	W	05/05/2016	DARRICK RIGGS	032170	RECONCILED:05/31/2016		38.34
062874	W	05/05/2016	DAVID WEBBER	032279	RECONCILED:05/31/2016	1	90.00
062875	W	05/05/2016	Deborah Blessing	034897	RECONCILED:05/31/2016		100.00
062876	W	05/05/2016	Donald Hammond	034066	RECONCILED:05/31/2016	1	60.00
062877	W	05/05/2016	DONNA WERTZ	020555	RECONCILED:05/31/2016		46.00
062878	W	05/05/2016	George Snyder	034896		1	60.00
062879	W	05/05/2016	GHG Timing LLC	034082	RECONCILED:05/31/2016	1	1,175.00
062880	W	05/05/2016	GORDON FOOD SERVICE	014629	RECONCILED:05/31/2016		223.84
062881	W	05/05/2016	Great Lakes Biomedical LTD	034176	RECONCILED:05/31/2016		340.00
062882	W	05/05/2016	Greg Newell	034109		1	60.00
062883	W	05/05/2016	Greg Rice	033813	RECONCILED:05/31/2016		155.00
062884	W	05/05/2016	H. W. MANN & SONS	007650	RECONCILED:05/31/2016		328.00
062885	W	05/05/2016	Harmony Farm Market	034341	RECONCILED:05/31/2016	1	1,508.00
062886	W	05/05/2016	Johnston Farm	034439	RECONCILED:05/31/2016		445.00
062887	W	05/05/2016	Ken Ridenour	034895		1	60.00
062888	W	05/05/2016	MECHANICSBURG HI SCHOOL ATHLETIC DEPT.	008142		1	130.00
062889	W	05/05/2016	Megan Rains	033514	RECONCILED:05/31/2016		63.15
062890	W	05/05/2016	MILLER'S TEXTILE SERVICES	012700	RECONCILED:05/31/2016		55.00
062891	W	05/05/2016	MVECA	008305	RECONCILED:05/31/2016		3,177.60
062892	W	05/05/2016	Nate Smith	034567	RECONCILED:05/31/2016	1	60.00
062893	W	05/05/2016	NORTHEASTERN BD OF ED	008950	RECONCILED:05/31/2016	1	480.00
062894	W	05/05/2016	Ohio Caverns	034446	RECONCILED:05/31/2016		416.00
062895	W	05/05/2016	Purple Monkey	033174	RECONCILED:05/31/2016		64.50
062896	W	05/05/2016	R.D. Holder Oil Co., Inc.	033005	RECONCILED:05/31/2016		185.00
062897	W	05/05/2016	ROBERT DOMER	031197	RECONCILED:05/31/2016	1	60.00
062898	W	05/05/2016	SECURITY NATIONAL BANK	011750	RECONCILED:05/31/2016	(Multi-bank check)	500.00
062899	W	05/05/2016	SHAMROCK RECREATION	030146	RECONCILED:05/31/2016	1	297.00
062900	W	05/05/2016	SHOEMAKER'S HOME CENTER	011950	RECONCILED:05/31/2016		105.89
062901	W	05/05/2016	Susan E Lohnes R&L TF2, LLC	034675	RECONCILED:05/31/2016		1,375.00
062902	W	05/05/2016	Dave Yost Auditor of State	032648	RECONCILED:05/31/2016		1,312.00
062903	W	05/05/2016	Nancy Holt	034684	RECONCILED:05/31/2016		1,000.00
062904	W	05/11/2016	Stockslager Garden Center	033678	RECONCILED:05/31/2016		640.30
062905	W	05/13/2016	AQUA-FALLS GLACIER MOUNTAIN	030172	RECONCILED:05/31/2016		30.75
062906	W	05/13/2016	BRYN DEAN	031735	RECONCILED:05/31/2016		253.63
062907	W	05/13/2016	BUCKEYE ALL GASES	010097	RECONCILED:05/31/2016		17.55
062908	W	05/13/2016	C.E.S.	033699	RECONCILED:05/31/2016		21.35
062909	W	05/13/2016	CATHY HOLFINGER	030793	RECONCILED:05/31/2016		108.72
062910	W	05/13/2016	CEDARVILLE UNIVERSITY	000030		1	450.00
062911	W	05/13/2016	Centurylink Business Services	031172	RECONCILED:05/31/2016		1.75

SOUTHEASTERN LOCAL SCHOOL  
 SORT BY CHECK NUMBER  
 CHECK DATES BETWEEN 05/01/2016 AND 05/31/2016  
 WARRANT, REFUND, MEMO, PAYROLL CHECKS

CHECK	TYPE	DATE	VENDOR	VENDOR	STATUS/DATE	BANK CODE	CHECK AMOUNT
062912	W	05/13/2016	CLARK COUNTY EDUCATIONAL SERVICE CENTER	002300	RECONCILED:05/31/2016		2,508.31
062913	W	05/13/2016	Dave Dalton	034733	RECONCILED:05/31/2016	1	60.00
062914	W	05/13/2016	De Lage Landen	034335	RECONCILED:05/31/2016		1,688.00
062915	W	05/13/2016	Ennis Britton Co., LPA	034718	RECONCILED:05/31/2016		3,018.94
062916	W	05/13/2016	Eric Garber	034900	RECONCILED:05/31/2016	1	80.70
062917	W	05/13/2016	Fan Cloth Products LLC	034253	RECONCILED:05/31/2016	1	1,547.00
062918	W	05/13/2016	Fort Loramie Radskin Basketball	034902	RECONCILED:05/31/2016	1	175.00
062919	W	05/13/2016	Gabriel Winans	034899	RECONCILED:05/31/2016	1	90.00
062920	W	05/13/2016	Getz Photography LLC	034326	RECONCILED:05/31/2016		300.00
062921	W	05/13/2016	Glazier Clinic, The	033690		1	439.00
062922	W	05/13/2016	Great Lakes Biomedical LTD	034176	RECONCILED:05/31/2016		340.00
062923	W	05/13/2016	In A Pinch	034671	VOID: 05/13/2016	1	228.00
062924	W	05/13/2016	Jacob Rosales	034805	RECONCILED:05/31/2016		60.00
062925	W	05/13/2016	Janis Bell	033585	RECONCILED:05/31/2016	1	25.00
062926	W	05/13/2016	Jason Ennis	034462	RECONCILED:05/31/2016		148.85
062927	W	05/13/2016	Jeffrey Eader	033177	RECONCILED:05/31/2016	1	60.00
062928	W	05/13/2016	Leah Ruby	034882	RECONCILED:05/31/2016	1	40.00
062929	W	05/13/2016	LEE'S FAMOUS RECIPE CHICKEN co/Kim Griffith	007559	RECONCILED:05/31/2016		251.96
062930	W	05/13/2016	Men's Basketball Shootouts Ohio Dominican University	034903	RECONCILED:05/31/2016	1	220.00
062931	W	05/13/2016	MILLER'S TEXTILE SERVICES	012700	RECONCILED:05/31/2016		101.39
062932	W	05/13/2016	Project Lead The Way	033423	RECONCILED:05/31/2016		3,750.00
062933	W	05/13/2016	Pro-Copy Technologies	033036	RECONCILED:05/31/2016		2,520.00
062934	W	05/13/2016	R.D. Holder Oil Co., Inc.	033005	RECONCILED:05/31/2016		13,177.42
062935	W	05/13/2016	Rob Nichols	034901	RECONCILED:05/31/2016	1	82.00
062936	W	05/13/2016	RON BROWN	001705	RECONCILED:05/31/2016	1	80.00
062937	W	05/13/2016	Ron Von Neumann	033905	RECONCILED:05/31/2016	1	60.00
062938	W	05/13/2016	Rudy's Smokehouse	034523	RECONCILED:05/31/2016		575.00
062939	W	05/13/2016	Sarah Herier	034332		1	156.29
062940	W	05/13/2016	School Nurse Supply	032500	RECONCILED:05/31/2016		249.00
062941	W	05/13/2016	Scott Swink	034225	RECONCILED:05/31/2016	1	60.00
062942	W	05/13/2016	SPRINGFIELD ART COUNCIL	012557	RECONCILED:05/31/2016		395.00
062943	W	05/13/2016	STARR TROPHY AND AWARDS	002199	RECONCILED:05/31/2016	1	1,063.00
062944	W	05/13/2016	SUMMIT LEARNING	014979			719.97
062945	W	05/13/2016	TIM BELL	030825	RECONCILED:05/31/2016	1	142.89
062946	W	05/13/2016	VECTREN ENERGY DELIVERY	003350	RECONCILED:05/31/2016		423.72
062947	W	05/13/2016	Wittenberg Basketball Camps Matt Croci, Mens's BB Office	034463	RECONCILED:05/31/2016	1	195.00
062948	W	05/13/2016	COLUMBUS ZOO	000067	RECONCILED:05/31/2016		76.00
062949	W	05/20/2016	AVI FoodSystems	034778		1	14,780.06
062950	W	05/20/2016	BONNIE LOCKWOOD	007405	RECONCILED:05/31/2016		98.17
062951	W	05/20/2016	BRAD MCKEE	032373	RECONCILED:05/31/2016		274.94
062952	W	05/20/2016	Bruce Cline	033911	RECONCILED:05/31/2016	1	65.00
062953	W	05/20/2016	Carillon Park	034753	RECONCILED:05/31/2016		240.00
062954	W	05/20/2016	Carley Sparrow	034904	RECONCILED:05/31/2016		28.50
062955	W	05/20/2016	CHILLICOTHE STREET PIZZA	032228		1	217.50
062956	W	05/20/2016	Colleen Kline	034362	RECONCILED:05/31/2016		77.76
062957	W	05/20/2016	COLUMBUS ZOO	000067			272.00
062958	W	05/20/2016	Creative Notebook Solutions	033971			605.00



Date: 06/02/2016  
 Time: 2:28 pm

SOUTHEASTERN LOCAL SCHOOL  
 SORT BY CHECK NUMBER  
 CHECK DATES BETWEEN 05/01/2016 AND 05/31/2016  
 WARRANT, REFUND, MEMO, PAYROLL CHECKS

Page: 3  
 (CHEKPY)

CHECK	TYPE	DATE	VENDOR	VENDOR	STATUS/DATE	BANK CODE	CHECK AMOUNT
062959	W	05/20/2016	Direct Energy Business Marketing, LLC	034790			751.07
062960	W	05/20/2016	Janis Bell	033585	RECONCILED:05/31/2016	1	50.00
062961	W	05/20/2016	KINCAIDS	006764	RECONCILED:05/31/2016		138.12
062962	W	05/20/2016	Lorie Delaney	033745	RECONCILED:05/31/2016	1	50.00
062963	W	05/20/2016	MADER ELECTRIC MOTOR,	007605	RECONCILED:05/31/2016		98.00
062964	W	05/20/2016	MailFinance	033980	RECONCILED:05/31/2016		285.00
062965	W	05/20/2016	Megan Rains	033514			9.48
062966	W	05/20/2016	Michael Illinik	034906	RECONCILED:05/31/2016	1	65.00
062967	W	05/20/2016	MILLER'S TEXTILE SERVICES	012700	RECONCILED:05/31/2016		55.00
062968	W	05/20/2016	MONTGOMERY CO EDUCATIONAL SERVICE CENTER	008600			2,073.60
062969	W	05/20/2016	Nancy Holt	034684	RECONCILED:05/31/2016		1,000.00
062970	W	05/20/2016	NATIONAL FFA ORGANIZATION	008762	RECONCILED:05/31/2016		483.47
062971	W	05/20/2016	OHIO FFA ASSOCIATION	010152	RECONCILED:05/31/2016		150.00
062972	W	05/20/2016	Pat Catan's	034330			63.23
062973	W	05/20/2016	Phil Sheridan	034905		1	68.70
062974	W	05/20/2016	Purple Monkey	033174	RECONCILED:05/31/2016		88.50
062975	W	05/20/2016	ROBERT COWLES	032330	RECONCILED:05/31/2016	1	65.00
062976	W	05/20/2016	SHOEMAKER'S GROCERY	011900	RECONCILED:05/31/2016		170.32
062977	W	05/20/2016	WALSWORTH PUBLISHING CO	030081	RECONCILED:05/31/2016		3,160.00
062978	W	05/31/2016	AQUA-FALLS GLACIER MOUNTAIN	030172			19.80
062979	W	05/31/2016	AMERITECH	010200			52.19
062980	W	05/31/2016	BSN Sports	034171		1	115.56
062981	W	05/31/2016	DARRICK RIGGS	032170			65.88
062982	W	05/31/2016	DAYTON POWER AND LIGHT COMPANY	032183			3,859.21
062983	W	05/31/2016	Dustin Hughes	034634			1,000.00
062984	W	05/31/2016	Fisher Science Education	033973			42.90
062985	W	05/31/2016	Huntington National Bank Huntington Financial Advisors	034035			20,825.00
062986	W	05/31/2016	Michael Whetstone	032946		1	102.30
062987	W	05/31/2016	MILLER'S TEXTILE SERVICES	012700			101.39
062988	W	05/31/2016	Power of the Pen	032965		1	740.00
062989	W	05/31/2016	RANDY DELANEY	020510		1	78.75
062990	W	05/31/2016	SHOEMAKER'S GROCERY	011900			25.76
062991	W	05/31/2016	STARR TROPHY AND AWARDS	002199		1	316.00
062992	W	05/31/2016	Susan E Lohnes R&L TF2, LLC	034675			1,600.00
062993	W	05/31/2016	TERMINIX INTERNATIONAL CO.,THE	000200		(Multi-bank check)	105.00
062994	W	05/31/2016	TREASURER OF STATE OF OHIO OHIO DEPT OF COMMERCE	013053			266.25
062995	W	05/31/2016	Valley Janitor Supply Co.	034494			309.00
992367	C	05/05/2016	PAYROLL	900005	RECONCILED:05/31/2016	(Multi-bank check)	204,985.48
992371	M	05/05/2016	PAYROLL	900005		(Multi-bank check)	4,726.52
992372	M	05/05/2016	RETIREMENT STRS	900001			1,438.47
992373	M	05/04/2016	AUDITOR CLARK COUNTY	900022			1,813.24
992374	C	05/20/2016	PAYROLL	900005	RECONCILED:05/31/2016	(Multi-bank check)	205,190.79
992375	M	05/20/2016	PAYROLL	900005		(Multi-bank check)	2,663.58
992376	M	05/20/2016	PAYROLL	900005		(Multi-bank check)	2,052.00
992377	M	05/20/2016	RETIREMENT SERS	900002			558.94
992378	M	05/20/2016	RETIREMENT STRS	900001			1,438.47
992379	M	05/20/2016	EPC-Self-Funded Medical Plan	900052		(Multi-bank check)	79,096.32

Date: 06/02/2016  
 Time: 2:28 pm

SOUTHEASTERN LOCAL SCHOOL  
 SORT BY CHECK NUMBER  
 CHECK DATES BETWEEN 05/01/2016 AND 05/31/2016  
 WARRANT, REFUND, MEMO, PAYROLL CHECKS

Page: 4  
 (CHEKPY)

CHECK	TYPE	DATE	VENDOR	VENDOR	STATUS/DATE	BANK CODE	CHECK AMOUNT
992380	M	05/20/2016	EPC Dental/Vision Benefit Plan Dental Plan	900053		(Multi-bank check)	4,652.05
992381	M	05/20/2016	EPC-Dental/Vision Benefit Plan Vision Plan	900054		(Multi-bank check)	1,308.70
992382	M	05/20/2016	Sun Life Assurance Company of Canada	900055		(Multi-bank check)	350.25
992383	M	05/20/2016	FOUNDATION	900014		(Multi-bank check)	112,024.59
992385	M	05/27/2016	RingCentral, Inc.	900082			372.48
992386	M	05/31/2016	SECURITY NATIONAL BANK	900042			100.00
V VOIDED CHECKS			1	CHECK TOTALS	228.00		
R RECONCILED CHECKS			96	CHECK TOTALS	473,268.15		
W WARRANT CHECKS			130	CHECK TOTALS	113,860.77		
M MEMO CHECKS			14	CHECK TOTALS	212,595.61		
B REFUND CHECKS			0	CHECK TOTALS	0.00		
I INVESTMENT CHECKS			0	CHECK TOTALS	0.00		
T TRANSFER CHECKS			0	CHECK TOTALS	0.00		
D DISTRIBUTION CHECKS			0	CHECK TOTALS	0.00		
C PAYROLL CHECKS			2	CHECK TOTALS	410,176.27		
MISSING CHECKS			0				
** TOTAL CHECKS (LESS VOIDED)			145	** TOTAL NET	736,404.65		
*** TOTAL CHECKS WRITTEN			146	*** GRAND TOTALS	736,632.65		