

SOUTHEASTERN LOCAL SCHOOL DISTRICT

FINANCIAL REPORT

06/30/2020



Southeastern Local Schools
Clark County, Ohio

General Fund Financial History/Projection

6/30/2020

Percent of Fiscal Year Complete

100.00%

	2019-20 <u>Projection</u>	2019-20 <u>FYTD Actual</u>	<u>FYTD %</u>
REVENUE			
General Property (Real Estate)	\$2,574,755.00	\$2,603,165.49	101.10%
Tangible Personal Property	\$352,980.00	\$371,098.32	105.13%
Income Tax	\$1,113,016.00	\$1,131,690.63	101.68%
Unrestricted Grants-in-Aid	\$4,179,818.00	\$3,895,384.54	93.20%
Restricted Grants-in-Aid	\$52,092.00	\$50,883.07	97.68%
Restricted Grants-in-Aid - SFSF	\$0.00	\$0.00	#DIV/0!
Property Tax Allocation	\$364,827.00	\$479,618.03	131.46%
All Other Operating Revenue	\$898,900.00	\$846,223.05	94.14%
TOTAL	\$9,536,388.00	\$9,378,063.13	98.34%
EXPENDITURES			
Salaries & Wages	\$5,551,083.00	\$5,719,023.28	103.03%
Benefits	\$1,933,125.00	\$2,019,706.58	104.48%
Services	\$1,948,313.00	\$1,953,741.71	100.28%
Supplies	\$247,661.00	\$216,956.08	87.60%
Equipment	\$66,470.00	\$54,689.34	82.28%
Debt	\$0.00	\$0.00	#DIV/0!
Other	\$149,613.00	\$181,557.46	121.35%
TOTAL	\$9,896,265.00	\$10,145,674.45	102.52%
SURPLUS/(DEFICIT)	(\$359,877.00)	(\$767,611.32)	

**HISTORICAL COMPARISON BY OBJECT
SOUTHEASTERN LOCAL SCHOOLS**

	FY 17 7/16-06/17	FY 18 7/17-06/18	% of Change	FY 19 7/18-06/19	% of Change	FY 20 07/19-06/20	% of Change
REVENUE							
General Property (Real Estate)	\$2,494,873	\$2,601,370	4.27%	\$2,701,739	3.86%	\$2,603,165	-3.65%
Tangible Personal Property	232,706	246,631	5.98%	280,117	13.58%	371,098	32.48%
Income Tax	969,274	1,041,960	7.50%	1,123,141	7.79%	1,131,691	0.76%
Unrestricted Grants-in-Aid	4,021,724	4,129,584	2.68%	4,050,795	-1.91%	3,895,385	-3.84%
Restricted Grants-in-Aid	66,843	67,443	0.90%	50,866	-24.58%	50,883	0.03%
Restricted Grants-in-Aid - SFSF	0	0	-	0	-	0	-
Property Tax Allocation	382,408	386,118	0.97%	271,026	-29.81%	479,618	76.96%
All Other Operating Revenue	652,724	840,562	28.78%	951,925	13.25%	846,223	-11.10%
TOTAL REVENUE	\$8,820,552	\$9,313,668	5.59%	\$9,429,609	1.24%	\$9,378,063	-0.55%
EXPENDITURES							
Salaries & Wages	4,832,015	5,225,092	8.13%	5,574,274	6.68%	5,719,023	2.60%
Benefits	1,676,383	1,799,309	7.33%	1,897,021	5.43%	2,019,707	6.47%
Services	1,886,853	1,864,119	-1.20%	1,721,404	-7.66%	1,953,742	13.50%
Supplies	190,945	289,336	51.53%	239,946	-17.07%	216,956	-9.58%
Equipment	77,818	41,845	-46.23%	384,733	819.42%	54,689	-85.79%
Debt	0	0	-	-	-	0	-
Other	162,570	145,962	-10.22%	171,459	17.47%	181,557	5.89%
TOTAL EXPENDITURES	\$8,826,584	\$9,365,663	6.11%	\$9,988,837	6.65%	\$10,145,674	1.57%
SURPLUS/DEFICIT	(6,032)	(51,995)	761.99%	(559,228)	975.54%	(767,611)	37.26%
OTHER SOURCES/USES							
Advances/Transfers In	291,995	388,797	33.15%	419,166	7.81%	0	-100.00%
Advances/Transfers Out	388,797	399,536	2.76%	49,616	-87.58%	241,548	386.83%
All Other Financing Sources	214,025	154,015	-28.04%	12,722	-91.74%	0	-100.00%
Debt Service	0	0	-	0	-	0	-
NET SOURCES/USES	117,223	143,276	22.23%	369,550	157.93%	241,548	-34.64%
BEGINNING CASH	\$6,590,282	\$6,701,477	10.05%	\$6,792,753	1.69%	\$6,224,993	1.36%
ENDING CASH	\$6,701,473	\$6,792,758	11.79%	\$6,224,991	0.80%	\$5,311,111	1.39%
ENCUMBRANCES	\$139,980	\$208,370	56.24%	\$203,447	-57.27%	\$295,299	49.32%
UNENCUMBERED CASH	\$6,561,493	\$6,584,388.00	7.61%	\$6,399,628	8.73%	\$5,403,630	-1.19%
% of Salaries to Revenue	54.78%	56.10%		59.11%		60.98%	
% of Benefits to Revenue	19.01%	19.32%		20.12%		21.54%	
Total to Revenue	73.79%	75.42%		79.23%		82.52%	
Days of Operating Cash	272.08	256.61		233.85		178.42	

**MONTHLY BUDGET VARIANCE
SOUTHEASTERN LOCAL SCHOOLS**

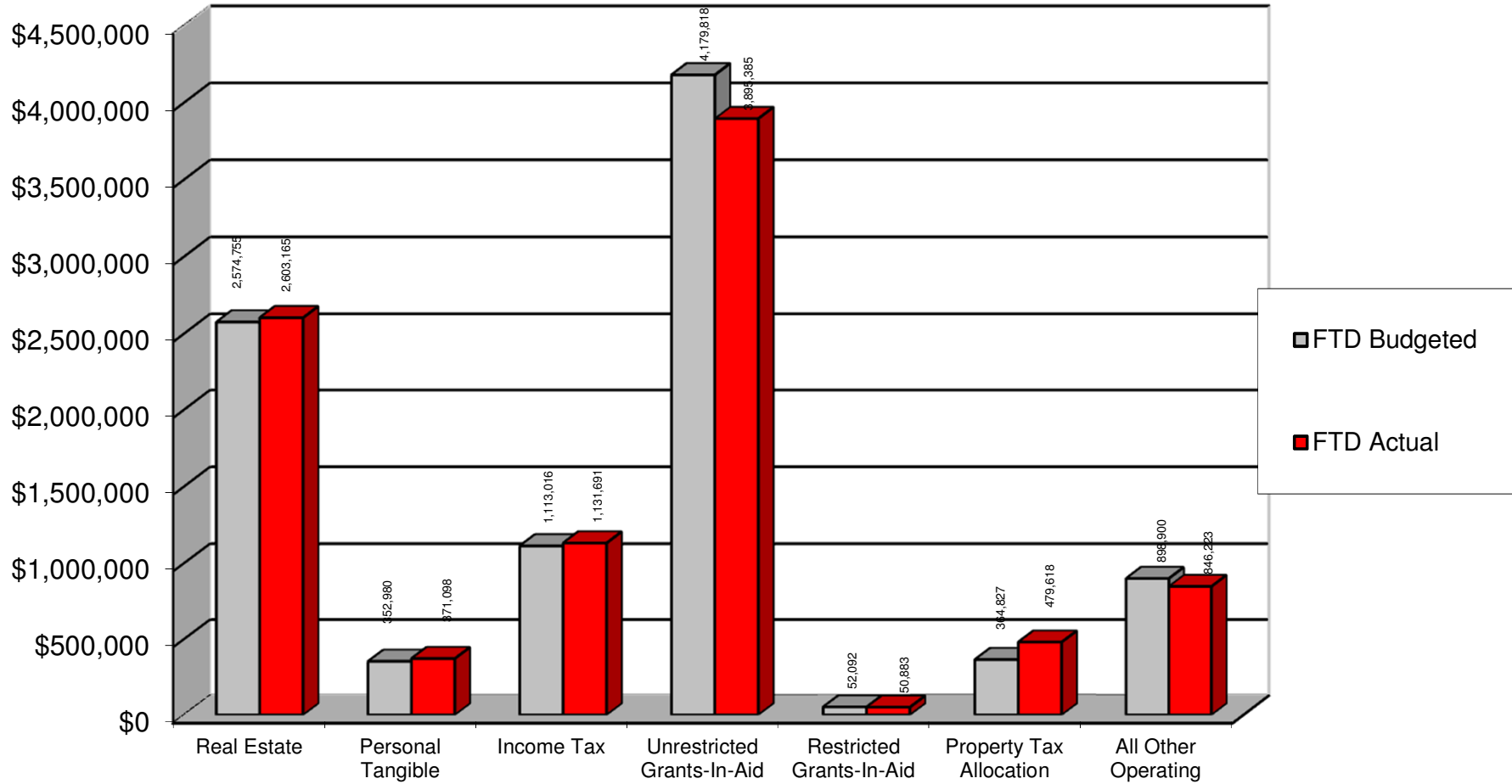
	FTD Budgeted	FTD Actual	Variance	Percentage Variance	MTD Budgeted	MTD Actual	Variance	Percentage Variance
REVENUE								
General Property (Real Estate)	\$2,574,755	\$2,603,165	\$28,410	1.10%	\$0	\$0	\$0	-
Tangible Personal Property	352,980	371,098	18,118	5.13%	\$29,415	0	(29,415)	-100.00%
Income Tax	1,113,016	1,131,691	18,675	1.68%	\$92,751	234,608	141,857	152.94%
Unrestricted Grants-In-Aid	4,179,818	3,895,385	(284,433)	-6.80%	\$348,318	4,240	(344,078)	-98.78%
Restricted Grants-In-Aid	52,092	50,883	(1,209)	-2.32%	\$4,341	0	(4,341)	-
Restricted Grants-In-Aid - SFSF	0	0	0	-	\$0	0	0	-
Property Tax Allocation	364,827	479,618	114,791	31.46%	\$30,402	0	(30,402)	-100.00%
All Other Operating Revenue	898,900	846,223	(52,677)	-5.86%	74,908	53,775	(21,133)	-28.21%
TOTAL REVENUE	\$9,536,388	\$9,378,063	(\$158,325)	-1.66%	\$580,136	\$292,623	(\$287,513)	-49.56%
EXPENDITURES								
Salaries & Wages	\$5,551,083	\$5,719,023	(\$167,940)	3.03%	\$462,590	\$486,970	(\$24,379)	5.27%
Benefits	\$1,933,125	\$2,019,707	(86,582)	4.48%	161,094	163,318	(2,225)	1.38%
Services	\$1,948,313	\$1,953,742	(5,429)	0.28%	162,359	222,501	(\$60,142)	37.04%
Supplies	\$247,661	\$216,956	30,705	-12.40%	20,638	9,198	11,440	-55.43%
Equipment	\$66,470	\$54,689	11,781	-17.72%	5,539	1,100	\$4,439	-80.14%
Debt	\$0	\$0	0	-	0	0	0	-
Other	\$149,613	\$181,557	(31,944)	21.35%	12,468	5,847	6,621	-53.10%
TOTAL EXPENSES	\$9,896,265	\$10,145,674	(\$249,409)	2.52%	\$824,689	\$888,934	(\$64,245)	7.79%
SURPLUS/DEFICIT	(\$359,877)	(\$767,611)	(\$407,734)	113.30%	(\$244,553)	(\$596,311)	(\$351,758)	143.84%
OTHER USES/SOURCES								
Transfers/Advances In	49,616	0	(49,616)	-100.00%	0	0	0	-
Transfers/Advances Out	0	243,128	243,128	-	0	0	0	-
All Other Financing Sources/(Uses)	0	0	0	-	664	0	\$16,554	-100.00%
NET SOURCES/USES	49,616	243,128	193,512	390.02%	664	0	16,554	-100.00%

Southeastern Local Schools
Explanation of Checks Over \$5,000

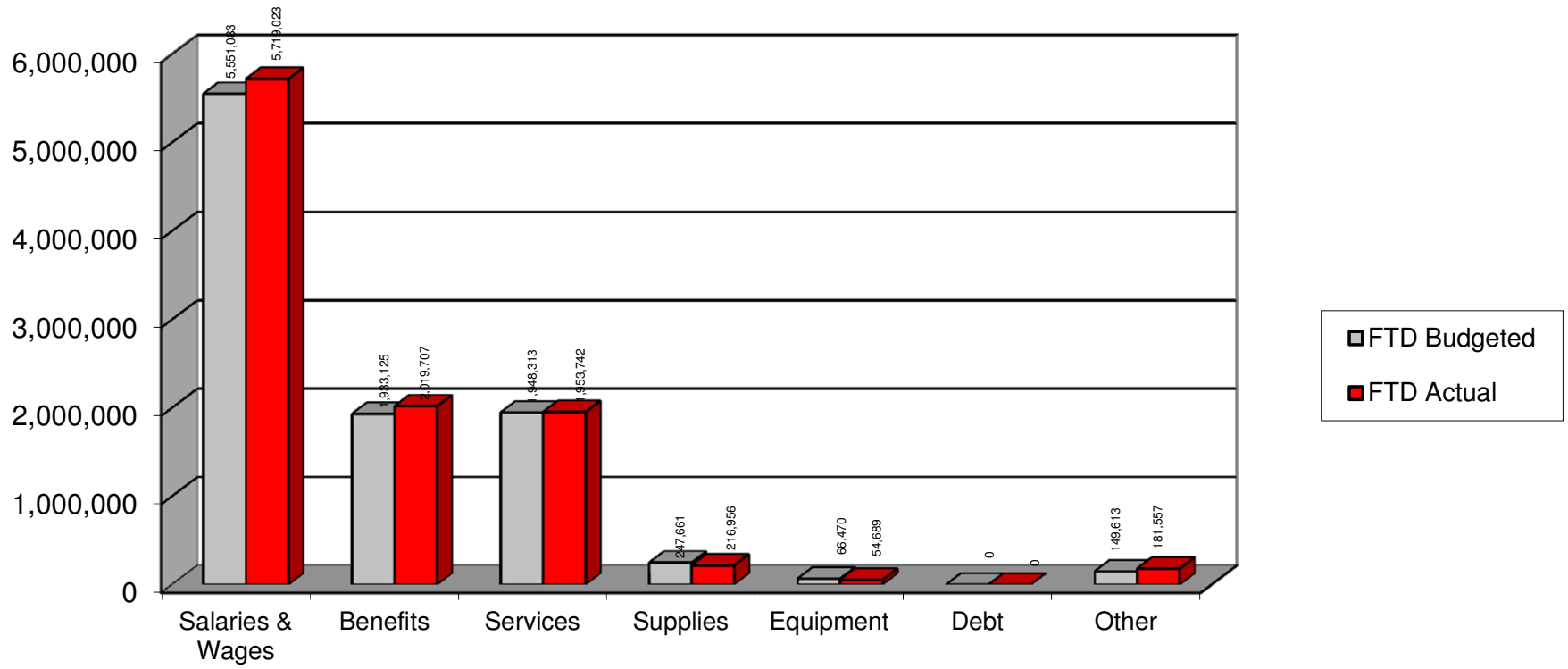
06/01/2020-06/30/2020

Check #	Vendor Name	Amount	Explanation
99695	Clark County ESC	\$114,530.28	May invoice for services
99702	Village of South Charleston	\$44,601.57	SRO Invoice
997505	EPC-Self Funded Medical Plan	\$83,650.07	Board Share Health Insurance
997509	Payroll	\$6,921.26	Board Portion of Medicare
997511	Foundation	\$71,410.65	County Board, Community Schools, Open Enrollment, ect
997512	Retirement STRS	\$55,224.00	Board share of certified staff retirement
997513	Retirement SERS	\$14,130.00	Board share of classified staff retirement

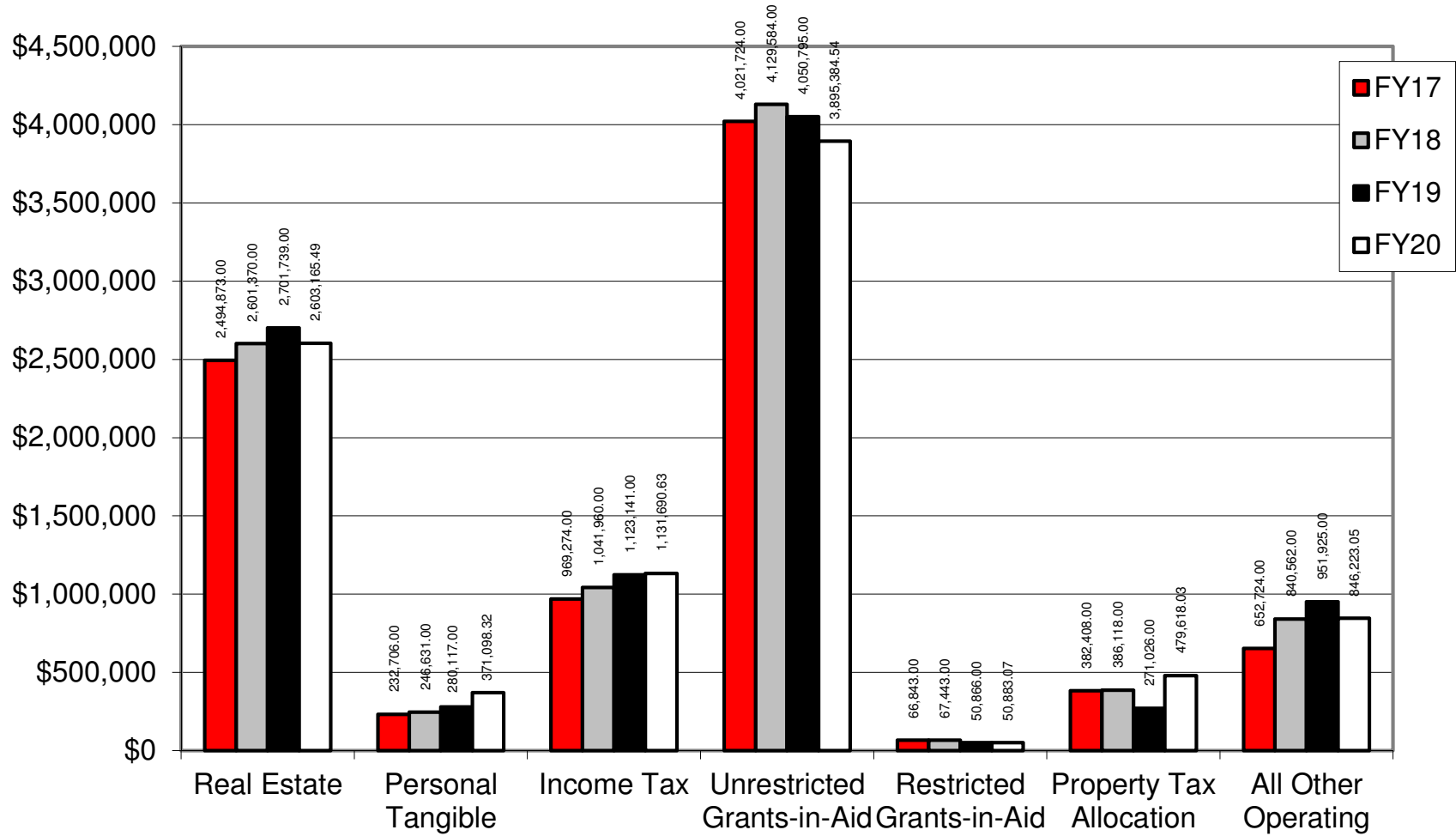
FTD BUDGETED vs. FTD ACTUAL



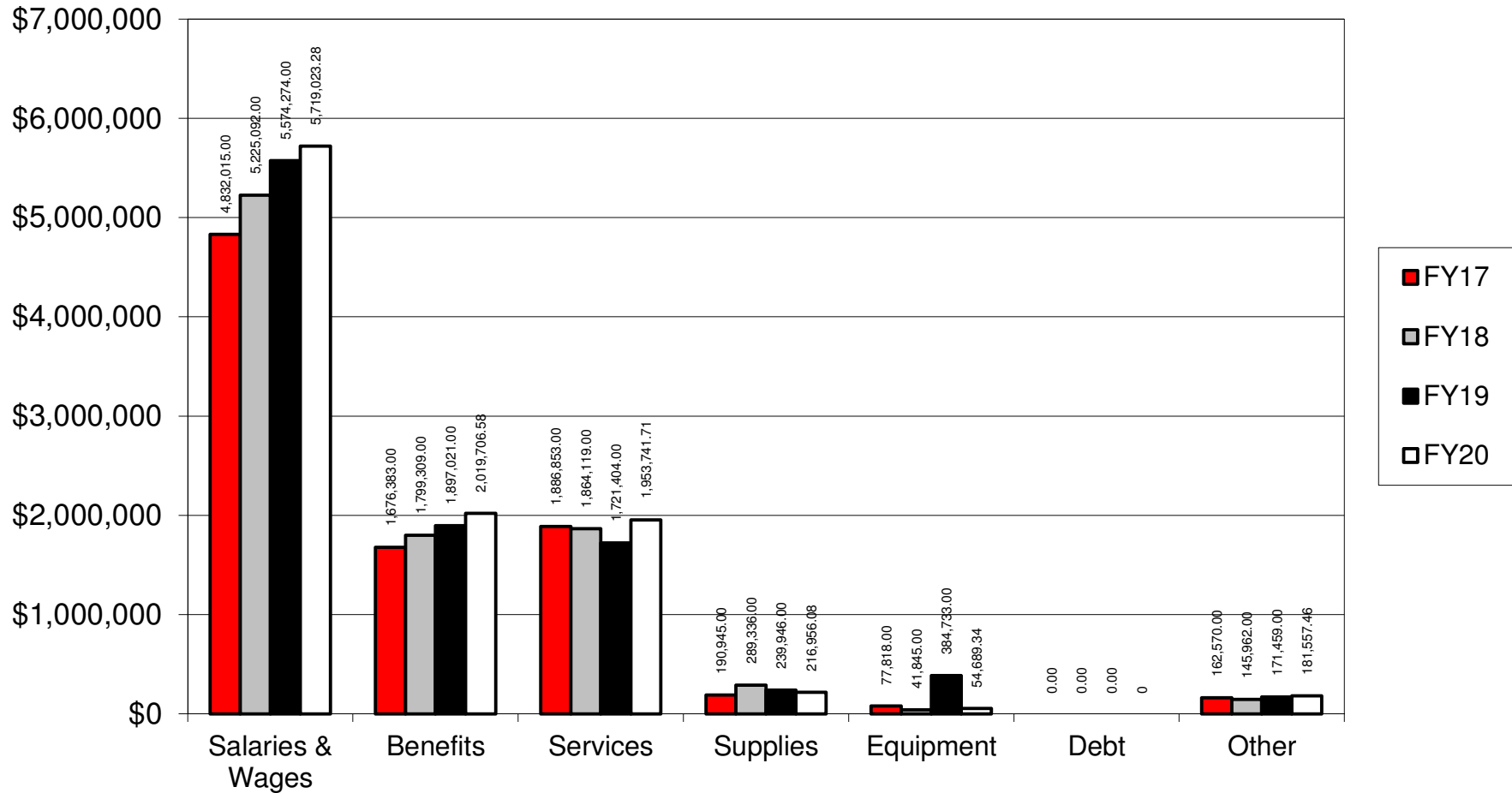
FTD BUDGETED vs. FTD ACTUAL



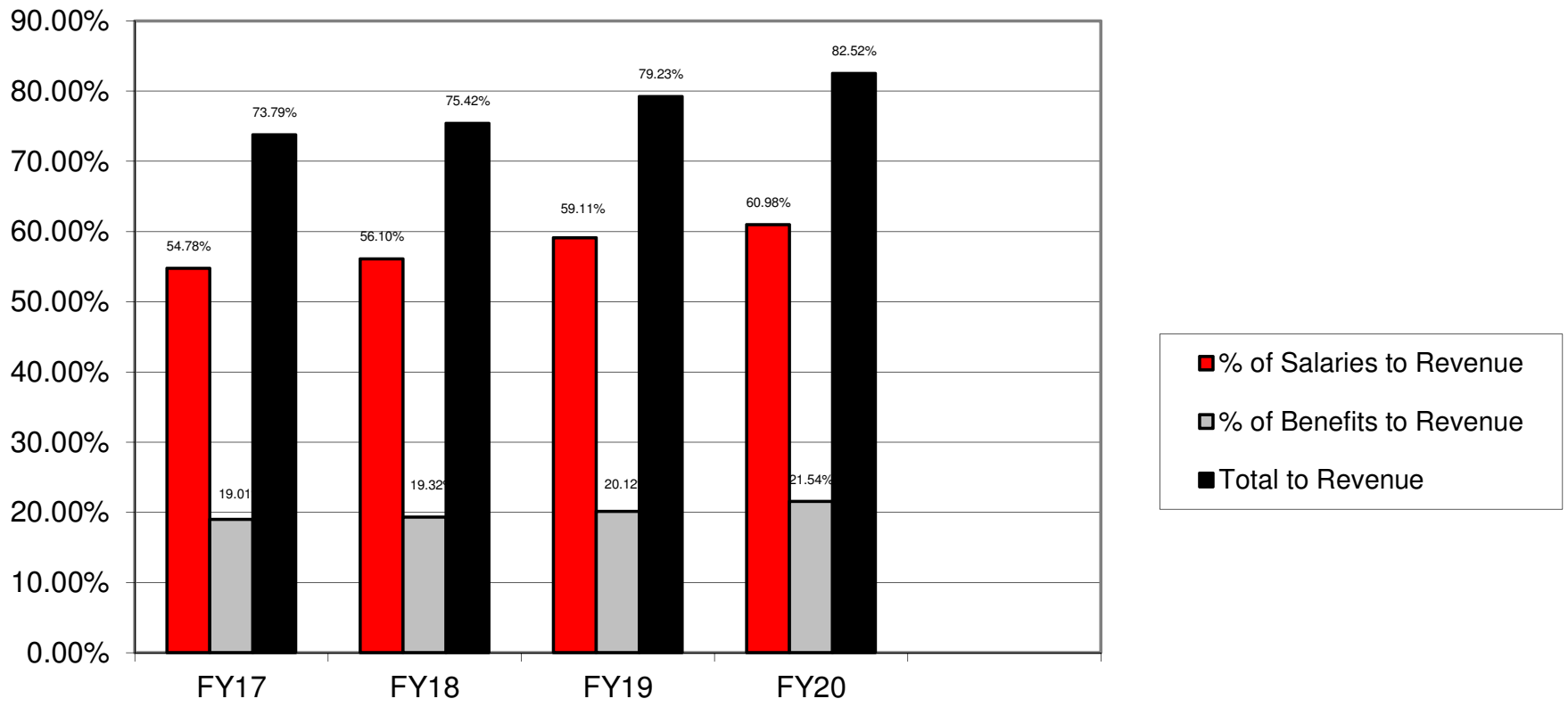
HISTORICAL REVENUE



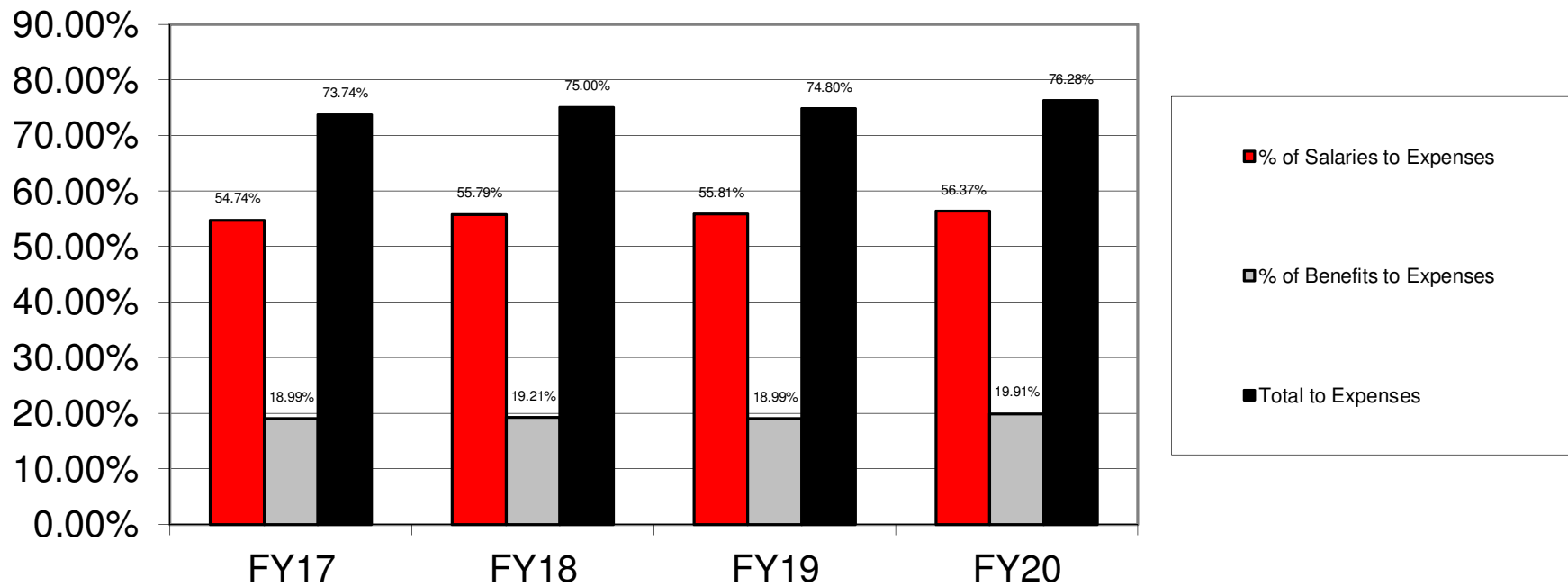
HISTORICAL EXPENDITURES



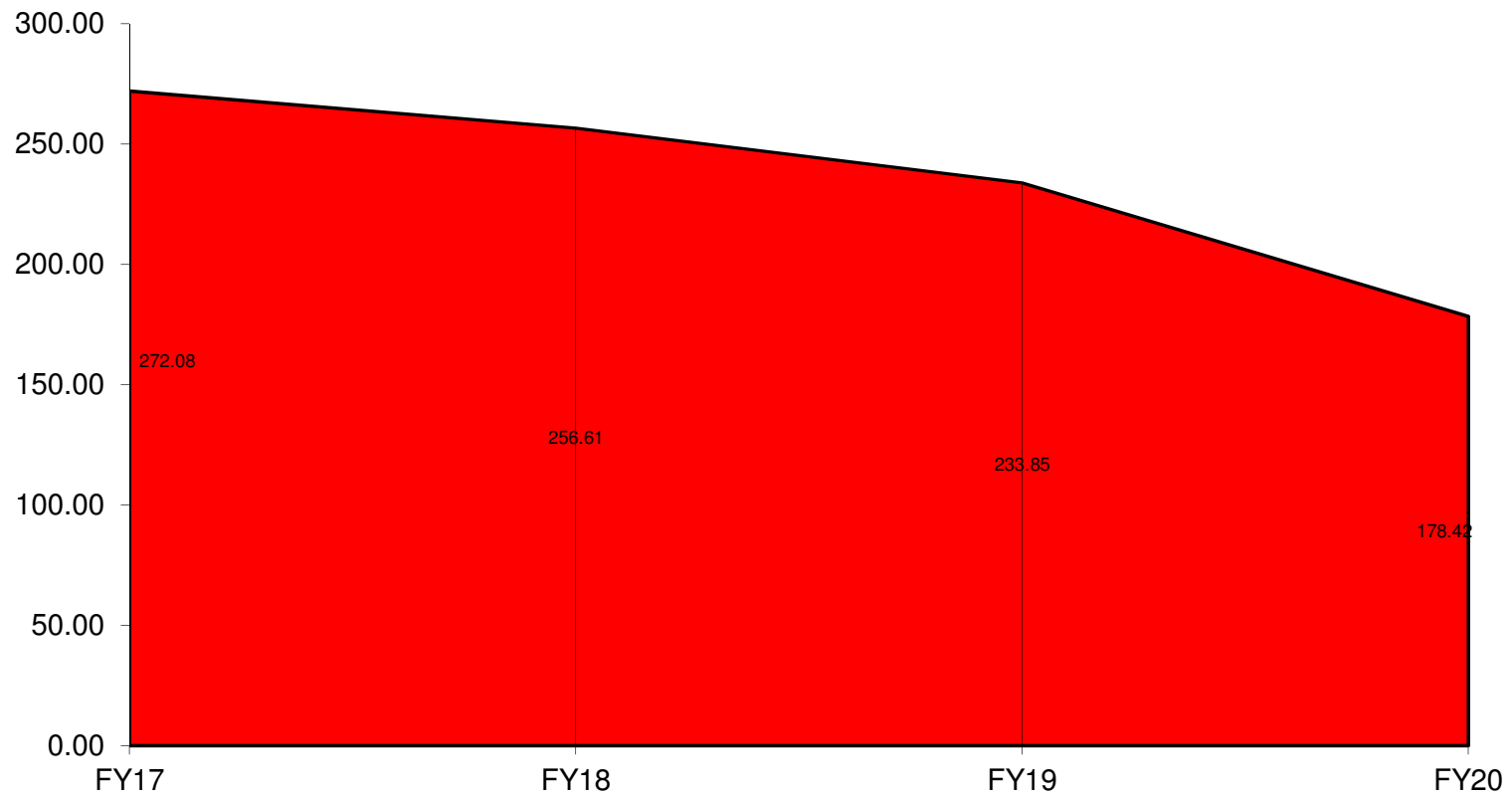
% OF SALARIES AND BENEFITS TO REVENUE




% OF SALARIES AND BENEFITS TO EXPENDITURES



Days of Operating Cash



SURPLUS/DEFICIT



Gross Depository Balances:

AP	\$50,000.00
ICS DDA	\$513,057.81
Point of Sales	\$59.15
ICS MMA	\$173.96
Red Tree	\$4,899,167.76
Payroll Interest	\$1.10

Total Depository Balances (Gross) \$5,462,459.78

Adjustments to Bank Balance:

Cash in Transit to Bank	\$0.00
Outstanding Checks	(\$18,495.83)
Adjustments:	
Movie Tickets	\$425.00
Payroll Transfer-June	\$249.49

Total Adjustments to Bank Balance (\$17,821.34)

Investments:

Treasury Bonds and Notes	\$0.00
Certificate of Deposits	\$0.00
Other Securities	\$0.00
Other Investments:	

Total Investments \$0.00

Cash on Hand:

Petty Cash:	
Change Cash:	
Cash with Fiscal Agent	\$0.00

Total Cash on Hand \$0.00

Total Balances \$5,444,638.44

Total Fund Balance \$5,444,638.44

Depository Clearance Accounts:

Total Clearance Account Balances \$0.00

Treasurer

SOUTHEASTERN LOCAL SCHOOL

Cash Summary Report

Full Account Code	Description	Initial Cash	MTD Received	FYTD Received	MTD Expended	FYTD Expended	Fund Balance	Encumbrance	Unencumbered Balance
001-0000	CASH CONTROL - GENERAL FUND	\$ 5,202,677.14	\$ 0.00	\$ 0.00	\$ 0.00	\$ 0.00	\$ 5,202,677.14	\$ 369,768.59	\$ 4,832,908.55
001-9018	Chromebook	4,190.86	0.00	0.00	0.00	0.00	4,190.86	0.00	4,190.86
001-9020	GENERAL	1,405.00	0.00	0.00	0.00	0.00	1,405.00	0.00	1,405.00
001-9412	GENERAL SET ASIDE (5%)	102,837.52	0.00	0.00	0.00	0.00	102,837.52	0.00	102,837.52
003-0000	GENERAL INTEREST	1,532,382.61	0.00	0.00	0.00	0.00	1,532,382.61	54,875.00	1,477,507.61
003-9001	PERMANENT IMPROVEMENT VOTED	(1,414,922.66)	0.00	0.00	0.00	0.00	(1,414,922.66)	1,472,354.36	(2,887,277.02)
003-9003	AUDITORIUM RENOVATION	848.38	0.00	0.00	0.00	0.00	848.38	0.00	848.38
003-9019	Multi-Purpose	(102,095.62)	0.00	0.00	0.00	0.00	(102,095.62)	139,005.71	(241,101.33)
006-0000	LUNCHROOM CASH CONTROL	384.91	0.00	0.00	0.00	0.00	384.91	1,636.48	(1,251.57)
018-9081	PRINCIPAL'S SUPPORT - MIAMI VIEW	3,070.95	0.00	0.00	0.00	0.00	3,070.95	0.00	3,070.95
018-9082	PRINCIPAL'S SUPPORT - HIGH SCHOOL	(480.45)	0.00	0.00	0.00	0.00	(480.45)	1,000.00	(1,480.45)
018-9281	MIDDLE SCHOOL PRINCIPAL'S SUPPORT	2,370.94	0.00	0.00	0.00	0.00	2,370.94	167.69	2,203.25
019-9091	MIAMI VIEW WORKROOM/LOUNGE	769.91	0.00	0.00	0.00	0.00	769.91	248.47	521.44
019-9092	TEACHER'S LOUNGE - HIGH SCHOOL	667.20	0.00	0.00	0.00	0.00	667.20	0.00	667.20
022-9012	Wellness Incentive	8,970.85	0.00	0.00	0.00	0.00	8,970.85	0.00	8,970.85
022-9013	Julia Salyers Memorial Fund	477.00	0.00	0.00	0.00	0.00	477.00	0.00	477.00
022-9014	Jerry South Memorial Fund	(102.16)	0.00	0.00	0.00	0.00	(102.16)	0.00	(102.16)
022-9081	PRINCIPAL'S FUND/STAFF RECOGNITION	(1,258.24)	0.00	0.00	0.00	0.00	(1,258.24)	234.54	(1,492.78)
022-9082	PRINCIPAL'S FUND/STAFF RECOGNITION	(2,282.27)	0.00	0.00	0.00	0.00	(2,282.27)	612.23	(2,894.50)
022-9208	2008 Section 125	(23.83)	0.00	0.00	0.00	0.00	(23.83)	0.00	(23.83)
022-9281	PRINCIPAL'S FUND/STAFF RECOGNITION	62.56	0.00	0.00	0.00	0.00	62.56	0.00	62.56
027-0000	BWC Distribution Account	54,399.43	0.00	0.00	0.00	0.00	54,399.43	0.00	54,399.43
200-9000	Washington DC Trip	7,290.34	0.00	0.00	0.00	0.00	7,290.34	0.00	7,290.34
200-9009	Class of 2009	(390.00)	0.00	0.00	0.00	0.00	(390.00)	0.00	(390.00)
200-9013	Class of 2013	816.46	0.00	0.00	0.00	0.00	816.46	0.00	816.46
200-9014	Class of 2014	250.00	0.00	0.00	0.00	0.00	250.00	0.00	250.00
200-9015	Class of 2015	187.01	0.00	0.00	0.00	0.00	187.01	0.00	187.01
200-9016	Class of 2016	381.97	0.00	0.00	0.00	0.00	381.97	0.00	381.97
200-9017	Class of 2017	(181.27)	0.00	0.00	0.00	0.00	(181.27)	0.00	(181.27)
200-9018	Class of 2018	(1,679.47)	0.00	0.00	0.00	0.00	(1,679.47)	0.00	(1,679.47)
200-9019	Class of 2019	(23.54)	0.00	0.00	0.00	0.00	(23.54)	0.00	(23.54)
200-9020	Class of 2020	593.88	0.00	0.00	0.00	0.00	593.88	0.00	593.88
200-9021	Class of 2021	1,236.50	0.00	0.00	0.00	0.00	1,236.50	0.00	1,236.50
200-9022	Class of 2022	150.00	0.00	0.00	0.00	0.00	150.00	0.00	150.00

SOUTHEASTERN LOCAL SCHOOL

Cash Summary Report

Full Account Code	Description	Initial Cash	MTD Received	FYTD Received	MTD Expended	FYTD Expended	Fund Balance	Encumbrance	Unencumbered Balance
200-9023	Class of 2023	\$ 120.00	\$ 0.00	\$ 0.00	\$ 0.00	\$ 0.00	\$ 120.00	\$ 0.00	\$ 120.00
200-9201	FUTURE FARMERS OF AMERICA	4,040.21	0.00	0.00	0.00	0.00	4,040.21	6,736.14	(2,695.93)
200-9202	FAMILIES CAREERS & COMMUNITY LEADERS OF AMERI	2,865.03	0.00	0.00	0.00	0.00	2,865.03	1,212.00	1,653.03
200-9203	FUTURE EDUCATORS OF AMERICA	119.74	0.00	0.00	0.00	0.00	119.74	0.00	119.74
200-9205	NATIONAL HONOR SOCIETY	(149.56)	0.00	0.00	0.00	0.00	(149.56)	385.00	(534.56)
200-9206	STUDENT COUNCIL - HI SCHOOL	(688.50)	0.00	0.00	0.00	0.00	(688.50)	534.00	(1,222.50)
200-9207	ACHIEVEMENT THRU TEAMWORK	668.01	0.00	0.00	0.00	0.00	668.01	0.00	668.01
200-9208	Spanish Club	148.80	0.00	0.00	0.00	0.00	148.80	0.00	148.80
200-9209	E3 (Encourage, Empower, Educate) Committee	5,288.83	0.00	0.00	0.00	0.00	5,288.83	0.00	5,288.83
200-9210	SPIRIT CLUB	3,366.94	0.00	0.00	0.00	0.00	3,366.94	350.00	3,016.94
200-9215	LAND LAB	264.28	0.00	0.00	0.00	0.00	264.28	0.00	264.28
200-9216	MIAMI VIEW MIDDLE SCHOOL STUDENT COUNCIL	2,351.95	0.00	0.00	0.00	0.00	2,351.95	1,936.05	415.90
200-9217	Jr. High Student Council	2,455.30	0.00	0.00	0.00	0.00	2,455.30	0.00	2,455.30
200-9222	S.A.D.D. CASH	206.74	0.00	0.00	0.00	0.00	206.74	0.00	206.74
200-9225	H2O HELP TO OTHERS	1,024.26	0.00	0.00	0.00	0.00	1,024.26	0.00	1,024.26
200-9226	Art Club	1,997.69	0.00	0.00	0.00	0.00	1,997.69	0.00	1,997.69
300-0000	STUDENT PARTICIPATION FEES	(204.00)	0.00	0.00	0.00	0.00	(204.00)	0.00	(204.00)
300-9302	BAND	(3,342.94)	0.00	0.00	0.00	0.00	(3,342.94)	5,300.00	(8,642.94)
300-9303	CHEERLEADERS - HI SCHOOL	(3,875.84)	0.00	0.00	0.00	0.00	(3,875.84)	0.00	(3,875.84)
300-9304	CHOIR - HI SCHOOL	755.43	0.00	0.00	0.00	0.00	755.43	2,059.31	(1,303.88)
300-9305	DRAMA - HI SCHOOL	10,131.20	0.00	0.00	0.00	0.00	10,131.20	479.53	9,651.67
300-9308	TROJAN TIMES	1.66	0.00	0.00	0.00	0.00	1.66	0.00	1.66
300-9309	YEARBOOK	(4,311.14)	0.00	0.00	0.00	0.00	(4,311.14)	1,202.52	(5,513.66)
300-9313	CHEERLEADERS - MIAMI VIEW	(3,122.24)	0.00	0.00	0.00	0.00	(3,122.24)	0.00	(3,122.24)
300-9320	ATHLETICS - HI SCHOOL	5,696.44	0.00	0.00	0.00	0.00	5,696.44	10,075.44	(4,379.00)
300-9330	ATHLETICS MIAMI VIEW	0.00	0.00	0.00	0.00	0.00	0.00	5,448.00	(5,448.00)
450-9407	SCHOOLNET	0.01	0.00	0.00	0.00	0.00	0.01	0.00	0.01
451-9020	DATA COMM	2,700.00	0.00	0.00	0.00	0.00	2,700.00	0.00	2,700.00
459-9903	OHIO READS GRANT	300.00	0.00	0.00	0.00	0.00	300.00	0.00	300.00
459-9905	OHIO READS	2,000.00	0.00	0.00	0.00	0.00	2,000.00	0.00	2,000.00
467-9720	Student Wellness and Success Funding	552.54	0.00	0.00	0.00	0.00	552.54	0.00	552.54
499-9014	Early Literacy Grant	7,805.06	0.00	0.00	0.00	0.00	7,805.06	0.00	7,805.06
499-9019	SCHOOL SAFETY	4,084.95	0.00	0.00	0.00	0.00	4,084.95	0.00	4,084.95
499-9107	Project Lead the Way	0.45	0.00	0.00	0.00	0.00	0.45	0.00	0.45
499-9401	READING IMPROVEMENT	(1,745.00)	0.00	0.00	0.00	0.00	(1,745.00)	0.00	(1,745.00)

SOUTHEASTERN LOCAL SCHOOL

Cash Summary Report

Full Account Code	Description	Initial Cash	MTD Received	FYTD Received	MTD Expended	FYTD Expended	Fund Balance	Encumbrance	Unencumbered Balance
	INCENTIVE AWARD								
499-9900	BUILDING INCENTIVE	\$ 128.59	\$ 0.00	\$ 0.00	\$ 0.00	\$ 0.00	\$ 128.59	\$ 0.00	\$ 128.59
516-9320	IDEA PART B GRANTS	433.59	0.00	0.00	0.00	0.00	433.59	0.00	433.59
516-9321	IDEA PART B GRANTS	0.00	0.00	0.00	0.00	0.00	0.00	2,418.99	(2,418.99)
516-9320	IDEA PART B	(433.59)	0.00	0.00	0.00	0.00	(433.59)	0.00	(433.59)
516-9602	TITLE IV-B 2002	0.56	0.00	0.00	0.00	0.00	0.56	0.00	0.56
572-9220	Title I	0.00	0.00	0.00	0.00	0.00	0.00	3,428.70	(3,428.70)
573-9302	TITLE VI-INNOVATIVE	1.00	0.00	0.00	0.00	0.00	1.00	0.00	1.00
599-9018	Title IV-A Student Support & Academic Enrichm	19.08	0.00	0.00	0.00	0.00	19.08	0.00	19.08
599-9020	Title IV-A Student Support and Academic	1.00	0.00	0.00	0.00	0.00	1.00	0.00	1.00
Grand Total		\$ 5,444,638.44	\$ 0.00	\$ 0.00	\$ 0.00	\$ 0.00	\$ 5,444,638.44	\$ 2,081,468.75	\$ 3,363,169.69

SOUTHEASTERN LOCAL SCHOOL

Disbursement Report

Reference #	Vendor #	Primary Name	Date	Type	Amount	Check #	Check Type	Reconcile Date	Status	Void Date	Printed
21099	880035	Heather Voshall	6/30/2020	ACCOUNTS_PAYABLE	\$ 20.88	99731	Check		OUTSTANDING		<input checked="" type="checkbox"/>
21097	32435	Scholastic Book Clubs, Inc.	6/29/2020	ACCOUNTS_PAYABLE	244.92	99726	Check		OUTSTANDING		<input checked="" type="checkbox"/>
21098	34936	Montgomery County ESC	6/29/2020	ACCOUNTS_PAYABLE	370.74	99728	Check		OUTSTANDING		<input checked="" type="checkbox"/>
21091	11950	SHOEMAKER'S HOME CENTER	6/29/2020	ACCOUNTS_PAYABLE	53.02	99724	Check		OUTSTANDING		<input checked="" type="checkbox"/>
21095	1000003	Citran Occupational Health LLC	6/29/2020	ACCOUNTS_PAYABLE	61.00	99730	Check		OUTSTANDING		<input checked="" type="checkbox"/>
21090	32183	DAYTON POWER AND LIGHT COMPANY	6/29/2020	ACCOUNTS_PAYABLE	15.08	99725	Check		OUTSTANDING		<input checked="" type="checkbox"/>
21093	11099	PITNEY BOWES	6/29/2020	ACCOUNTS_PAYABLE	151.98	99723	Check		OUTSTANDING		<input checked="" type="checkbox"/>
21092	35001	Time Warner Cable-SWO Division	6/29/2020	ACCOUNTS_PAYABLE	345.00	99729	Check		OUTSTANDING		<input checked="" type="checkbox"/>
21094	3350	VECTREN ENERGY DELIVERY	6/29/2020	ACCOUNTS_PAYABLE	156.14	99722	Check		OUTSTANDING		<input checked="" type="checkbox"/>
21096	33049	AT&T	6/29/2020	ACCOUNTS_PAYABLE	136.10	99727	Check		OUTSTANDING		<input checked="" type="checkbox"/>
21083	32183	DAYTON POWER AND LIGHT COMPANY	6/25/2020	ACCOUNTS_PAYABLE	3,402.23	99718	Check		OUTSTANDING		<input checked="" type="checkbox"/>
21085	32925	Farmers Equipment Inc	6/25/2020	ACCOUNTS_PAYABLE	295.99	99719	Check		OUTSTANDING		<input checked="" type="checkbox"/>
21080	6405	JANTON COMPANY	6/25/2020	ACCOUNTS_PAYABLE	855.22	99715	Check		OUTSTANDING		<input checked="" type="checkbox"/>
21081	34335	De Lage Landen	6/25/2020	ACCOUNTS_PAYABLE	2,162.00	99721	Check		OUTSTANDING		<input checked="" type="checkbox"/>
21084	31799	CENTURY EQUIPMENT, INC	6/25/2020	ACCOUNTS_PAYABLE	55.57	99717	Check		OUTSTANDING		<input checked="" type="checkbox"/>
21067	33746	Kelly Mescher	6/18/2020	ACCOUNTS_PAYABLE	200.00	99707	Check		OUTSTANDING		<input checked="" type="checkbox"/>
20865	880244	Caroline Asebrook	4/24/2020	REFUND	500.00	99588	Check		OUTSTANDING		<input checked="" type="checkbox"/>
20911	88290	David Taylor	4/24/2020	REFUND	500.00	99578	Check		OUTSTANDING		<input checked="" type="checkbox"/>
20917	88296	Adam Williford	4/24/2020	REFUND	500.00	99584	Check		OUTSTANDING		<input checked="" type="checkbox"/>
19533	32971	Office Max	3/19/2020	ACCOUNTS_PAYABLE	7.30	99484	Check		OUTSTANDING		<input checked="" type="checkbox"/>
19456	10152	OHIO FFA ASSOCIATION	3/6/2020	ACCOUNTS_PAYABLE	60.00	99407	Check		OUTSTANDING		<input checked="" type="checkbox"/>
19327	880229	Tyler Luce	2/7/2020	ACCOUNTS_PAYABLE	65.00	99278	Check		OUTSTANDING		<input checked="" type="checkbox"/>
19295	32088	BRAD LEMON	2/7/2020	ACCOUNTS_PAYABLE	65.00	99246	Check		OUTSTANDING		<input checked="" type="checkbox"/>
19259	32088	BRAD LEMON	1/30/2020	ACCOUNTS_PAYABLE	60.00	99210	Check		OUTSTANDING		<input checked="" type="checkbox"/>
19251	32741	Thomas Geyer	1/23/2020	ACCOUNTS_PAYABLE	45.00	99202	Check		OUTSTANDING		<input checked="" type="checkbox"/>
19252	880053	Tim Yates	1/23/2020	ACCOUNTS_PAYABLE	45.00	99203	Check		OUTSTANDING		<input checked="" type="checkbox"/>
19150	10152	OHIO FFA	1/10/2020	ACCOUNTS	100.00	99101	Check		OUTSTANDING		<input checked="" type="checkbox"/>

SOUTHEASTERN LOCAL SCHOOL

Disbursement Report

Reference #	Vendor #	Primary Name	Date	Type	Amount	Check #	Check Type	Reconcile Date	Status	Void Date	Printed
		ASSOCIATION		_PAYABLE					ING		
18943	32408	Bob Glaser	11/27/2019	ACCOUNTS _PAYABLE	\$ 40.00	98894	Check		OUTSTANDING		<input checked="" type="checkbox"/>
18798	880181	Scott Quinn	10/23/2019	ACCOUNTS _PAYABLE	58.00	98749	Check		OUTSTANDING		<input checked="" type="checkbox"/>
18679	880168	Jeremy Lewis	10/3/2019	ACCOUNTS _PAYABLE	58.00	98529	Check		OUTSTANDING		<input checked="" type="checkbox"/>
18413	33814	R Gregory MacEachern	8/29/2019	ACCOUNTS _PAYABLE	58.00	98263	Check		OUTSTANDING		<input checked="" type="checkbox"/>
17622	880055	Jason Lane	2/7/2019	ACCOUNTS _PAYABLE	80.00	97471	Check		OUTSTANDING		<input checked="" type="checkbox"/>
17582	34131	School Health	1/17/2019	ACCOUNTS _PAYABLE	1,697.36	97431	Check		OUTSTANDING		<input checked="" type="checkbox"/>
17388	12700	MILLER'S TEXTILE SERVICES	12/13/2018	ACCOUNTS _PAYABLE	117.38	97237	Check		OUTSTANDING		<input checked="" type="checkbox"/>
17292	34977	Jason Gray	11/28/2018	ACCOUNTS _PAYABLE	60.00	97141	Check		OUTSTANDING		<input checked="" type="checkbox"/>
17255	32088	BRAD LEMON	11/20/2018	ACCOUNTS _PAYABLE	40.00	97104	Check		OUTSTANDING		<input checked="" type="checkbox"/>
17001	880021	Zachary Spina	10/4/2018	ACCOUNTS _PAYABLE	80.00	96849	Check		OUTSTANDING		<input checked="" type="checkbox"/>
16951	34942	Jane Fortny	9/28/2018	ACCOUNTS _PAYABLE	70.00	96799	Check		OUTSTANDING		<input checked="" type="checkbox"/>
16887	34942	Jane Fortny	9/18/2018	ACCOUNTS _PAYABLE	70.00	96735	Check		OUTSTANDING		<input checked="" type="checkbox"/>
16883	1387	DICK BLICK CO.	9/18/2018	ACCOUNTS _PAYABLE	0.00	96731	Check		OUTSTANDING		<input checked="" type="checkbox"/>
16912	13050	TREASURE R, STATE OF OHIO	9/18/2018	ACCOUNTS _PAYABLE	80.00	96760	Check		OUTSTANDING		<input checked="" type="checkbox"/>
10006	1842	CARDINAL ASSOCIATES, INC	8/22/2018	REFUND	126.41	96599	Check		OUTSTANDING		<input checked="" type="checkbox"/>
16712	35111	Turf Nerd Lawn Care	8/10/2018	ACCOUNTS _PAYABLE	334.56	96559	Check		OUTSTANDING		<input checked="" type="checkbox"/>
16283	34891	Greg Mize	4/16/2018	ACCOUNTS _PAYABLE	85.00	96129	Check		OUTSTANDING		<input checked="" type="checkbox"/>
16022	10200	AMERITECH	2/16/2018	ACCOUNTS _PAYABLE	1,117.28	95868	Check		OUTSTANDING		<input checked="" type="checkbox"/>
16020	32105	VICTOR J MONTGOMERY	2/8/2018	ACCOUNTS _PAYABLE	65.00	95866	Check		OUTSTANDING		<input checked="" type="checkbox"/>
15759	2199	STARR TROPHY AND AWARDS	12/21/2017	ACCOUNTS _PAYABLE	193.50	95604	Check		OUTSTANDING		<input checked="" type="checkbox"/>
15713	12922	RODNEY GETZ	12/15/2017	ACCOUNTS _PAYABLE	60.00	95558	Check		OUTSTANDING		<input checked="" type="checkbox"/>
15424	34942	Jane Fortny	10/20/2017	ACCOUNTS _PAYABLE	50.00	95269	Check		OUTSTANDING		<input checked="" type="checkbox"/>
15337	34942	Jane Fortny	10/6/2017	ACCOUNTS _PAYABLE	50.00	95182	Check		OUTSTANDING		<input checked="" type="checkbox"/>
14836	20181	JACK D. DALIE	6/8/2017	ACCOUNTS _PAYABLE	579.79	94681	Check		OUTSTANDING		<input checked="" type="checkbox"/>
14438	33514	Megan Rains	3/10/2017	ACCOUNTS _PAYABLE	10.77	94283	Check		OUTSTANDING		<input checked="" type="checkbox"/>
14205	33456	Amanda Best	1/27/2017	ACCOUNTS _PAYABLE	4.50	94050	Check		OUTSTANDING		<input checked="" type="checkbox"/>
13827	32625	Applied Practice, LTD.	11/11/2016	ACCOUNTS _PAYABLE	246.40	63672	Check		OUTSTANDING		<input checked="" type="checkbox"/>
13558	34942	Jane Fortny	9/15/2016	ACCOUNTS _PAYABLE	65.00	63402	Check		OUTSTANDING		<input checked="" type="checkbox"/>
13519	34942	Jane Fortny	9/9/2016	ACCOUNTS _PAYABLE	130.00	63363	Check		OUTSTANDING		<input checked="" type="checkbox"/>

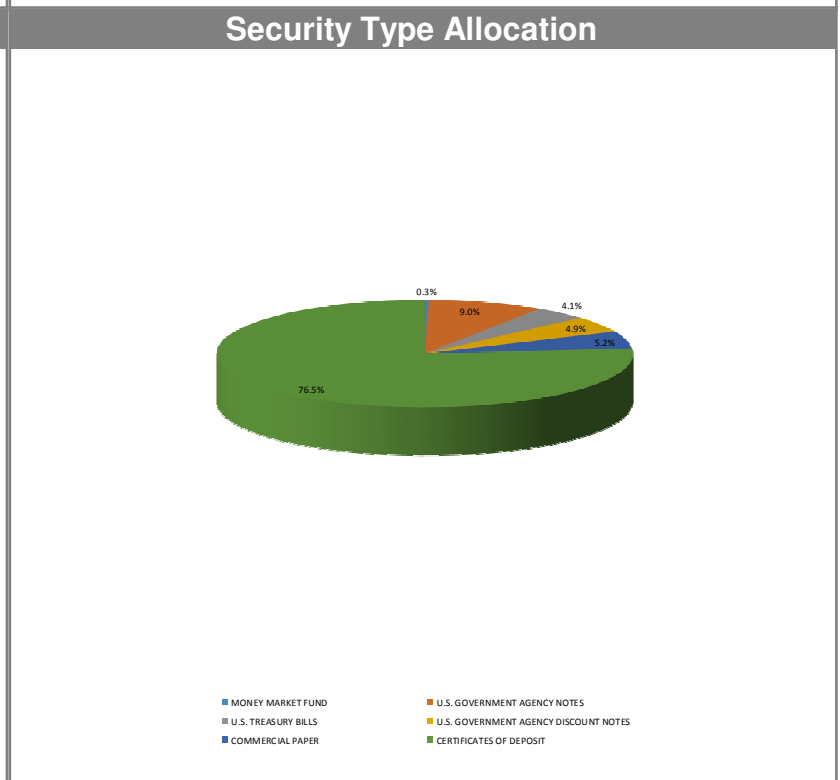
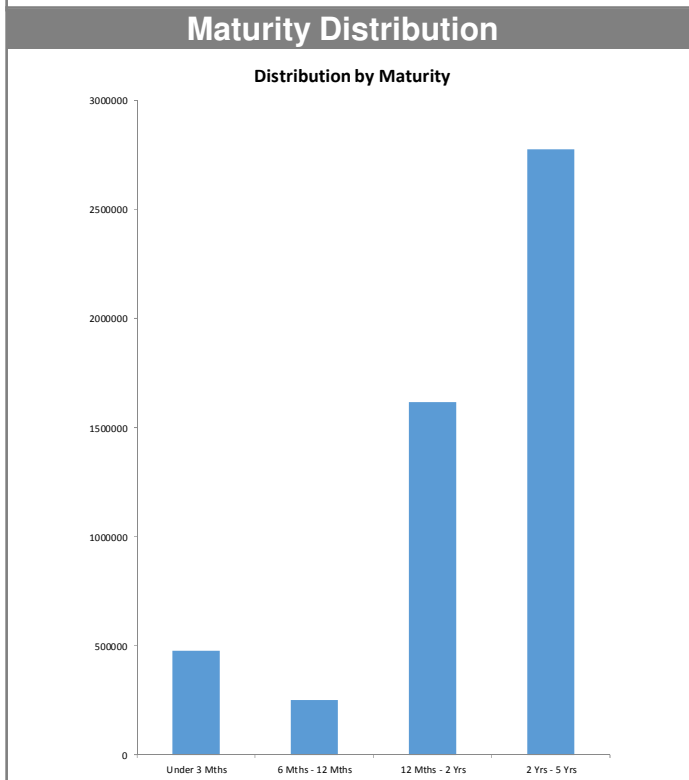
SOUTHEASTERN LOCAL SCHOOL

Disbursement Report

Reference #	Vendor #	Primary Name	Date	Type	Amount	Check #	Check Type	Reconcile Date	Status	Void Date	Printed
13324	34415	Excel Sports Medicine	8/5/2016	ACCOUNTS _PAYABLE	\$ 170.00	63168	Check		OUTSTAND ING		<input checked="" type="checkbox"/>
12991	2199	STARR TROPHY AND AWARDS	4/22/2016	ACCOUNTS _PAYABLE	1,065.80	62835	Check		OUTSTAND ING		<input checked="" type="checkbox"/>
12399	73	UNITED WAY OF CLARK AND	12/11/2015	ACCOUNTS _PAYABLE	200.00	62243	Check		OUTSTAND ING		<input checked="" type="checkbox"/>
12149	34415	Excel Sports Medicine	10/23/2015	ACCOUNTS _PAYABLE	100.00	61993	Check		OUTSTAND ING		<input checked="" type="checkbox"/>
12131	34820	The Ohio State University	10/19/2015	ACCOUNTS _PAYABLE	150.00	61975	Check		OUTSTAND ING		<input checked="" type="checkbox"/>
12112	34328	Jane Fortny	10/16/2015	ACCOUNTS _PAYABLE	120.00	61956	Check		OUTSTAND ING		<input checked="" type="checkbox"/>
11332	33281	Home Depot	4/17/2015	ACCOUNTS _PAYABLE	86.40	61176	Check		OUTSTAND ING		<input checked="" type="checkbox"/>
11140	34415	Excel Sports Medicine	2/27/2015	ACCOUNTS _PAYABLE	90.00	60984	Check		OUTSTAND ING		<input checked="" type="checkbox"/>
11151	34527	Ray Bradshaw	2/27/2015	ACCOUNTS _PAYABLE	60.00	60995	Check		OUTSTAND ING		<input checked="" type="checkbox"/>
10888	34362	Colleen Kline	12/23/2014	ACCOUNTS _PAYABLE	10.00	60732	Check		OUTSTAND ING		<input checked="" type="checkbox"/>
10758	33732	Chris George	11/25/2014	ACCOUNTS _PAYABLE	30.00	60602	Check		OUTSTAND ING		<input checked="" type="checkbox"/>
10586	34170	Carson Dixon	10/17/2014	ACCOUNTS _PAYABLE	60.00	60430	Check		OUTSTAND ING		<input checked="" type="checkbox"/>
10549	34642	Jessica Detty	10/10/2014	ACCOUNTS _PAYABLE	103.51	60393	Check		OUTSTAND ING		<input checked="" type="checkbox"/>
10214	33665	Joshua Murray	8/14/2014	ACCOUNTS _PAYABLE	30.00	60058	Check		OUTSTAND ING		<input checked="" type="checkbox"/>
10180	34415	Excel Sports Medicine	8/1/2014	ACCOUNTS _PAYABLE	120.00	60024	Check		OUTSTAND ING		<input checked="" type="checkbox"/>
Grand Total					\$ 18,495.83						

Monthly Investment Summary
Southeastern Local Schools
US Bank Custodian Acct Ending x70998
 June 30, 2020

Monthly Cash Flow Activity		Market Value Summary				
From 05-31-20 through 06-30-20						
Beginning Book Value	5,383,009.85	Security Type	Market Value	Pct. Assets	Avg Yield at Cost	Wght Avg Mat
Contributions	0.00	Money Market Fund				
Withdrawals	-500,000.00	MONEY MARKET FUND	14,854.02	0.3	0.06	0.00
Prior Month Management Fees	-702.04	Fixed Income				
Realized Gains/Losses	0.00	U.S. GOVERNMENT AGENCY DISCOUNT NOTES	249,703.68	4.9	0.17	0.70
Gross Interest Earnings	16,859.95	U.S. GOVERNMENT AGENCY NOTES	459,679.54	9.0	0.55	2.37
Ending Book Value	4,899,167.76	U.S. TREASURY BILLS	209,937.84	4.1	0.16	0.21
		Accrued Interest	395.69	0.0		
		Commercial Paper				
		COMMERCIAL PAPER	264,939.05	5.2	1.83	0.13
		Certificate of Deposit				
		CERTIFICATES OF DEPOSIT	3,911,532.24	76.3	2.40	2.75
		Accrued Interest	17,474.42	0.3		
		TOTAL PORTFOLIO	5,128,516.48	100.0	2.00	2.37


Disclosures:

RedTree's internal accounting system is used as the source of the market value of this account. Although obtained from a source believed to be reliable, we cannot guarantee its accuracy. You should review all account statements provided by the custodian and compare with the statements provided by RedTree.

Portfolio Holdings Report
Southeastern Local Schools
US Bank Custodian Acct Ending x70998
 June 30, 2020

Quantity	Cusip	Security Description	Moody's	S&P	Cost Basis	Market Value	Yield at Cost	Wtd Maturity	Purchase Date
U.S. GOVERNMENT AGENCY NOTES									
210,000	3133ELZN7	Federal Farm Credit Bank 0.160% Due 05-18-22	Aaa	AA+	209,632.50	209,643.47	0.25	1.88	05-21-20
250,000	3135G03P6	Federal Natl Mtg Assoc 0.800% Due 04-27-23	Aaa	AA+	250,000.00	250,036.07	0.80	2.78	04-27-20
		Accrued Interest				395.69			
					459,632.50	460,075.22	0.55	2.37	
U.S. TREASURY BILLS									
210,000	9127963Y3	US Treasury Bill 0.000% Due 09-15-20	P-1	A-1+	209,900.74	209,937.84	0.16	0.21	05-29-20
CERTIFICATES OF DEPOSIT									
112,000	11373QJQ2	Brookline Bank, MA 0.700% Due 07-08-21			112,000.00	112,615.22	0.70	1.02	05-08-20
246,000	17312Q2P3	Citibank NA, SD 2.900% Due 02-07-22			245,754.00	256,668.77	2.94	1.56	02-07-19
246,000	87270LBT9	TIAA FSB, FL 2.850% Due 02-22-22			245,754.00	256,733.96	2.89	1.60	02-22-19
246,000	02007GJD6	Ally Bank, UT 2.700% Due 03-21-22			245,877.00	256,621.79	2.71	1.69	03-26-19
246,000	7954502A2	Sallie Mae Bank, UT 2.750% Due 03-21-22			245,569.50	256,834.09	2.81	1.69	03-21-19
246,000	33847E2J5	Flagstar Bank FSB, MI 2.500% Due 06-13-22			245,926.20	257,011.45	2.51	1.92	06-12-19
140,000	72345SKT7	Pinnacle Bank, TN 0.650% Due 11-07-22			140,000.00	141,310.68	0.65	2.33	05-11-20
249,000	949763YK6	Wells Fargo Bank, SD 2.850% Due 03-13-23			248,564.25	266,141.41	2.91	2.60	03-13-19
248,000	05580AWK6	BMW Bank of North America, UT 1.450% Due 04-14-23			247,752.00	255,913.43	1.48	2.73	04-15-20
246,000	61690UGW4	Morgan Stanley Bank, UT 2.600% Due 06-06-23			245,508.00	262,418.53	2.65	2.84	06-06-19
246,000	61760AF46	Morgan Stanley Private Bank, NY 2.600% Due 06-06-23			246,000.00	262,418.53	2.60	2.84	06-10-19
249,000	90348JJQ4	UBS Bank USA, UT 2.900% Due 04-03-24			248,875.50	271,961.29	2.93	3.56	04-03-19
246,000	38149MAZ6	Goldman Sachs Bank USA, NY 2.700% Due 06-05-24			245,877.00	267,595.36	2.71	3.75	06-10-19
247,000	14042TBQ9	Capital One Bank USA, Glen Allen, VA 2.250% Due 08-07-24			246,506.00	264,739.79	2.29	3.91	08-07-19
247,000	14042RMW8	Capital One, NA, Mclean, VA 2.100% Due 08-14-24			246,629.50	263,266.93	2.13	3.94	08-16-19
248,000	856285TF8	State Bank of India, NY 1.600% Due 04-29-25			247,132.00	259,281.02	1.67	4.65	04-29-20
		Accrued Interest				17,474.42			
					3,703,724.95	3,929,006.66	2.40	2.75	
U.S. GOVERNMENT AGENCY DISCOUNT NOTES									
250,000	313385CV6	Federal Home Ln Bank Discount Note 0.000% Due 03-09-21	P-1	A-1+	249,652.92	249,703.68	0.17	0.70	05-19-20
COMMERCIAL PAPER									
265,000	89119AHH4	TD USA 0.000% Due 08-17-20	P-1	A-1+	261,402.63	264,939.05	1.83	0.13	11-21-19

Disclosures:

RedTree's internal accounting system is used as the source of the market value of this account. Although obtained from a source believed to be reliable, we cannot guarantee its accuracy. You should review all account statements provided by the custodian and compare with the statements provided by RedTree.

Questions? Call 888.596.2293 or email info@redtreeinv.com

Portfolio Holdings Report
Southeastern Local Schools
US Bank Custodian Acct Ending x70998
 June 30, 2020

Quantity	Cusip	Security Description	Moody's	S&P	Cost Basis	Market Value	Yield at Cost	Wtd Maturity	Purchase Date
MONEY MARKET FUND									
	USBMMF	First American Treasury Obligations Fund			14,854.02	14,854.02	0.06		
TOTAL PORTFOLIO					4,899,167.76	5,128,516.48	2.00	2.37	

Disclosures:

RedTree's internal accounting system is used as the source of the market value of this account. Although obtained from a source believed to be reliable, we cannot guarantee its accuracy. You should review all account statements provided by the custodian and compare with the statements provided by RedTree.

Questions? Call 888.596.2293 or email info@redtreeinv.com