

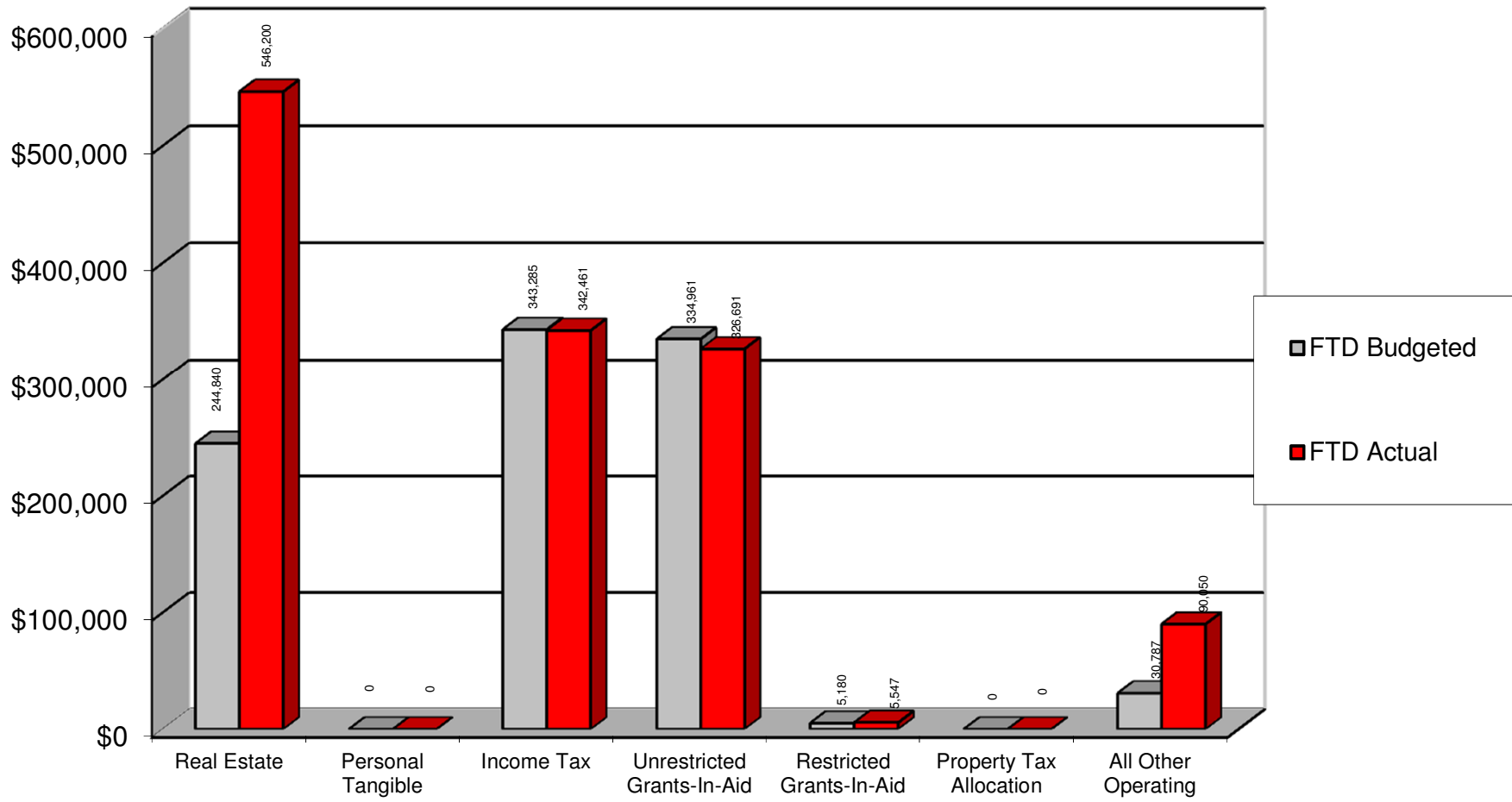
**SOUTHEASTERN LOCAL SCHOOL DISTRICT**

**FINANCIAL REPORT**

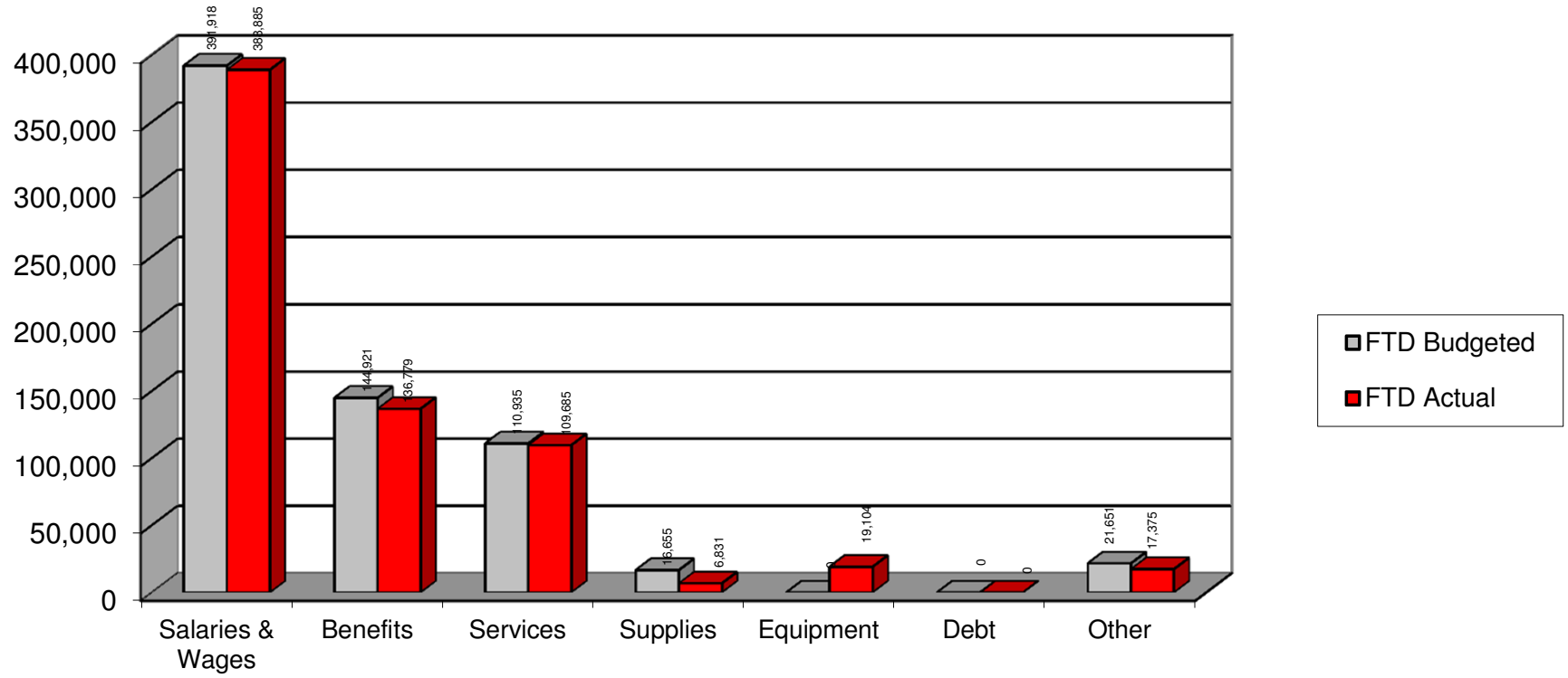
**07/31/2017**



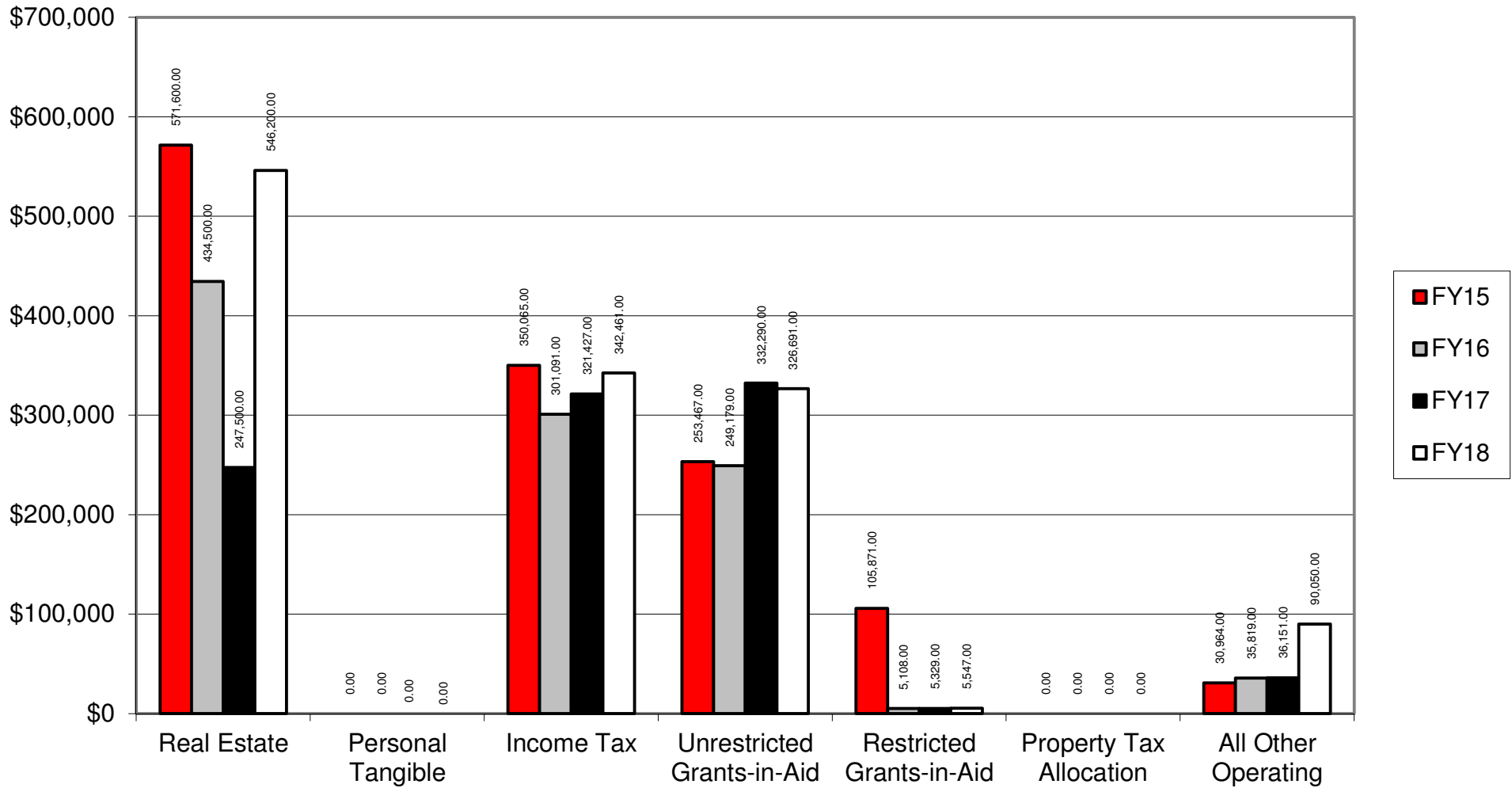
# FTD BUDGETED vs. FTD ACTUAL



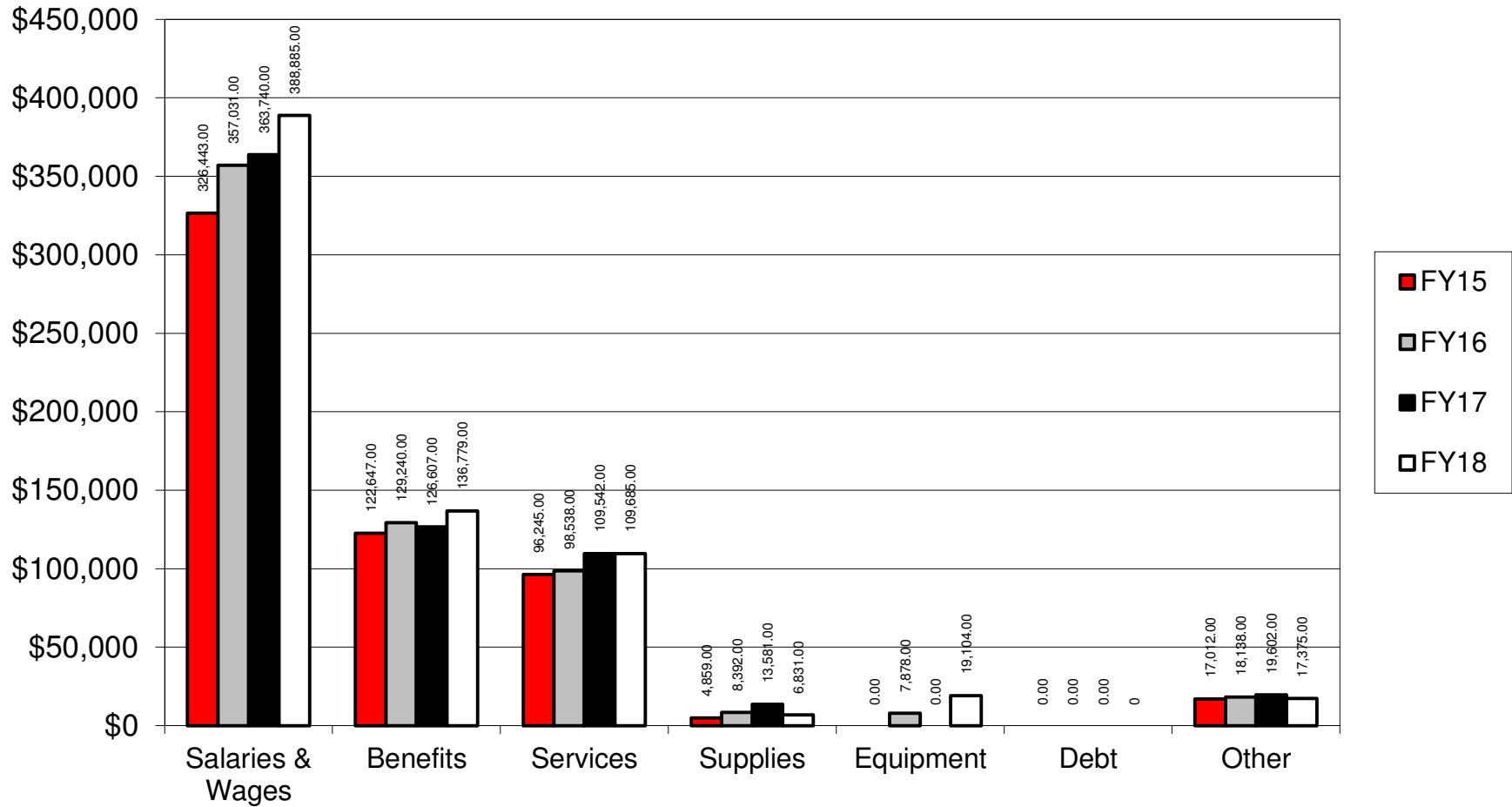
## FTD BUDGETED vs. FTD ACTUAL



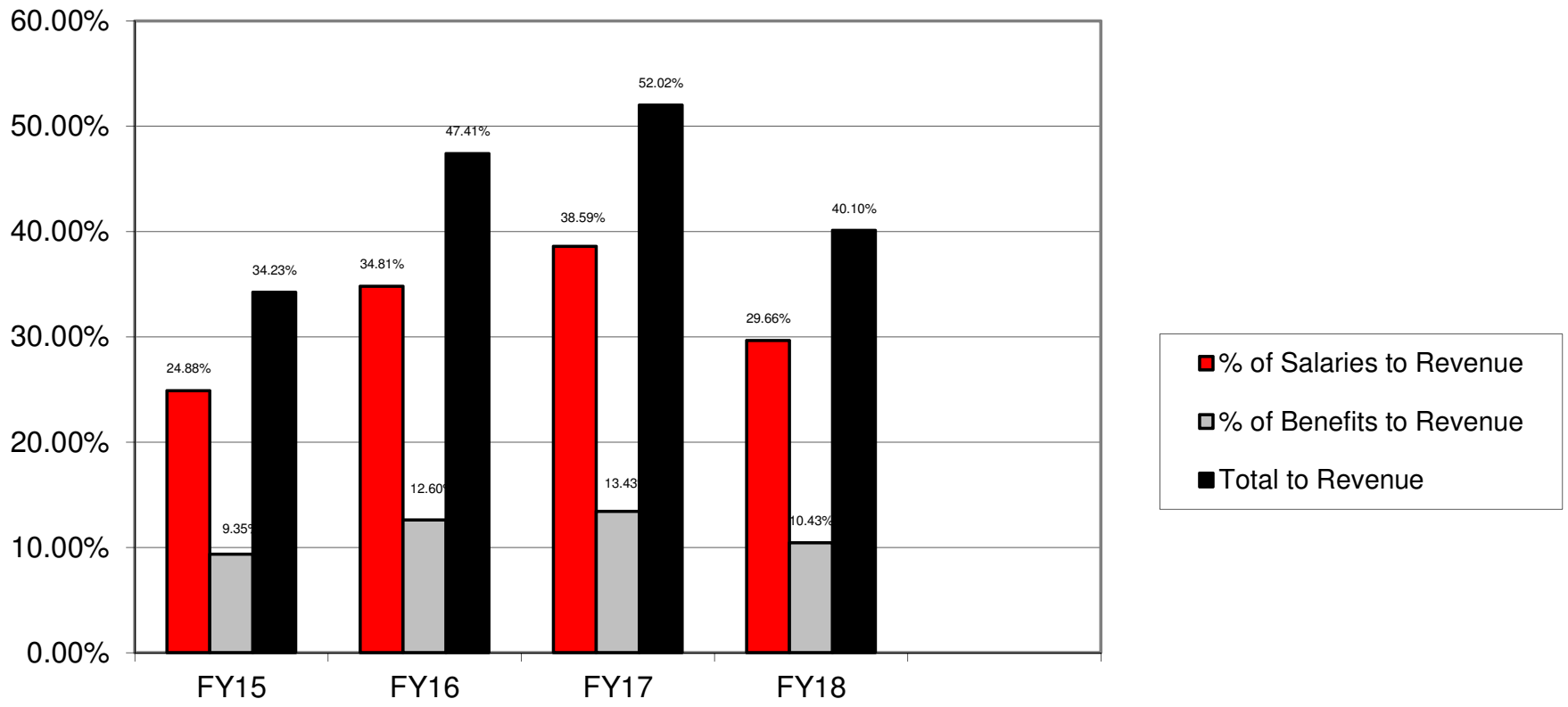
# HISTORICAL REVENUE



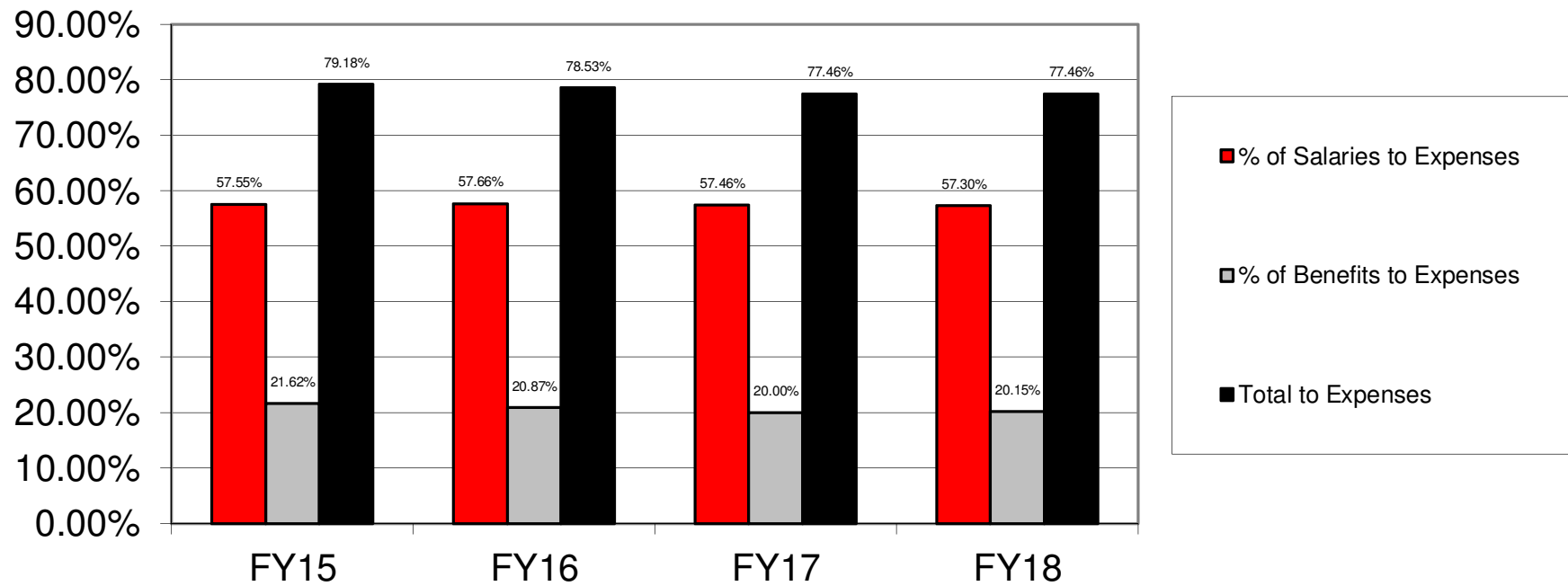
# HISTORICAL EXPENDITURES



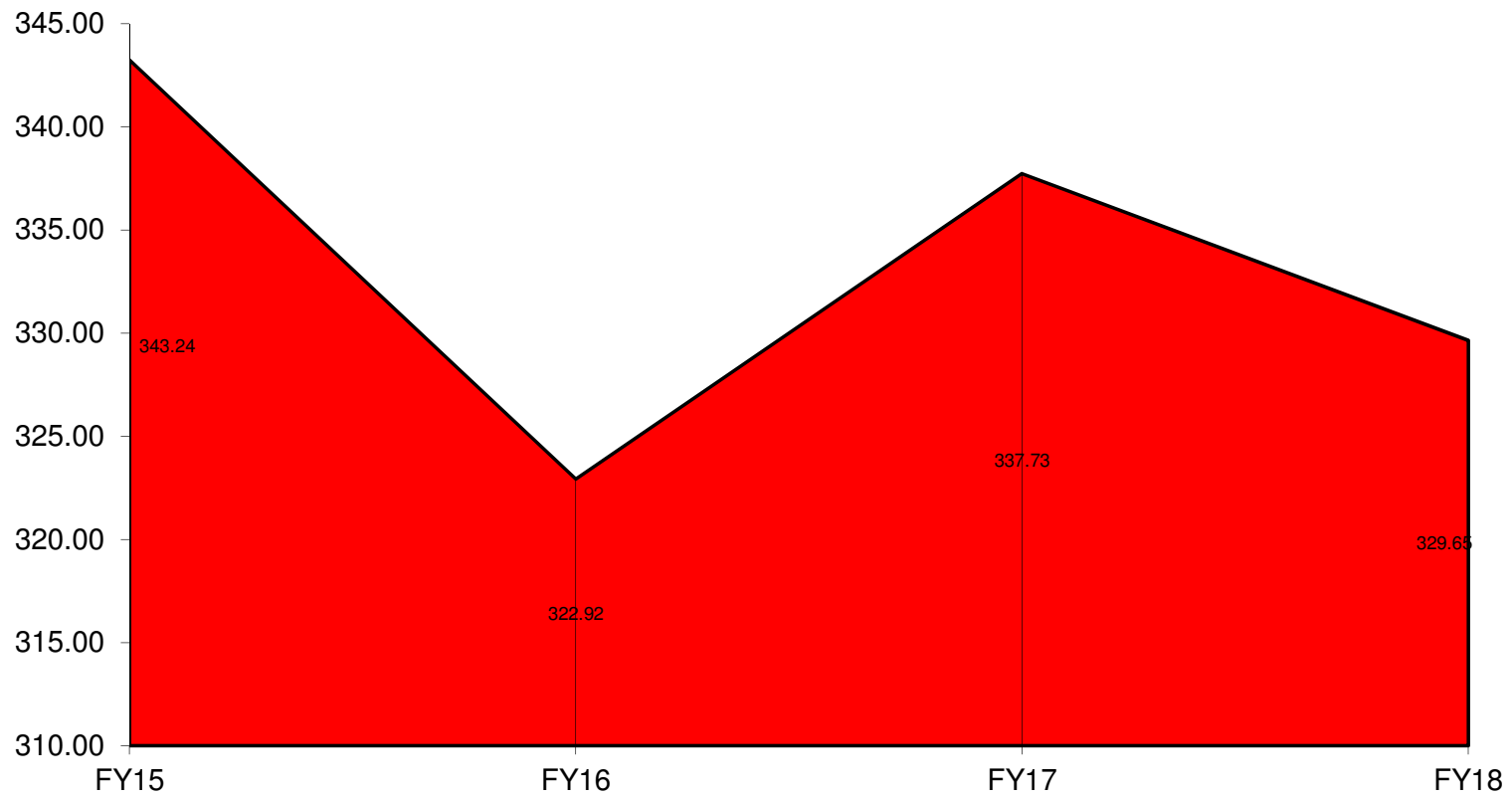
## **% OF SALARIES AND BENEFITS TO REVENUE**



## % OF SALARIES AND BENEFITS TO EXPENDITURES

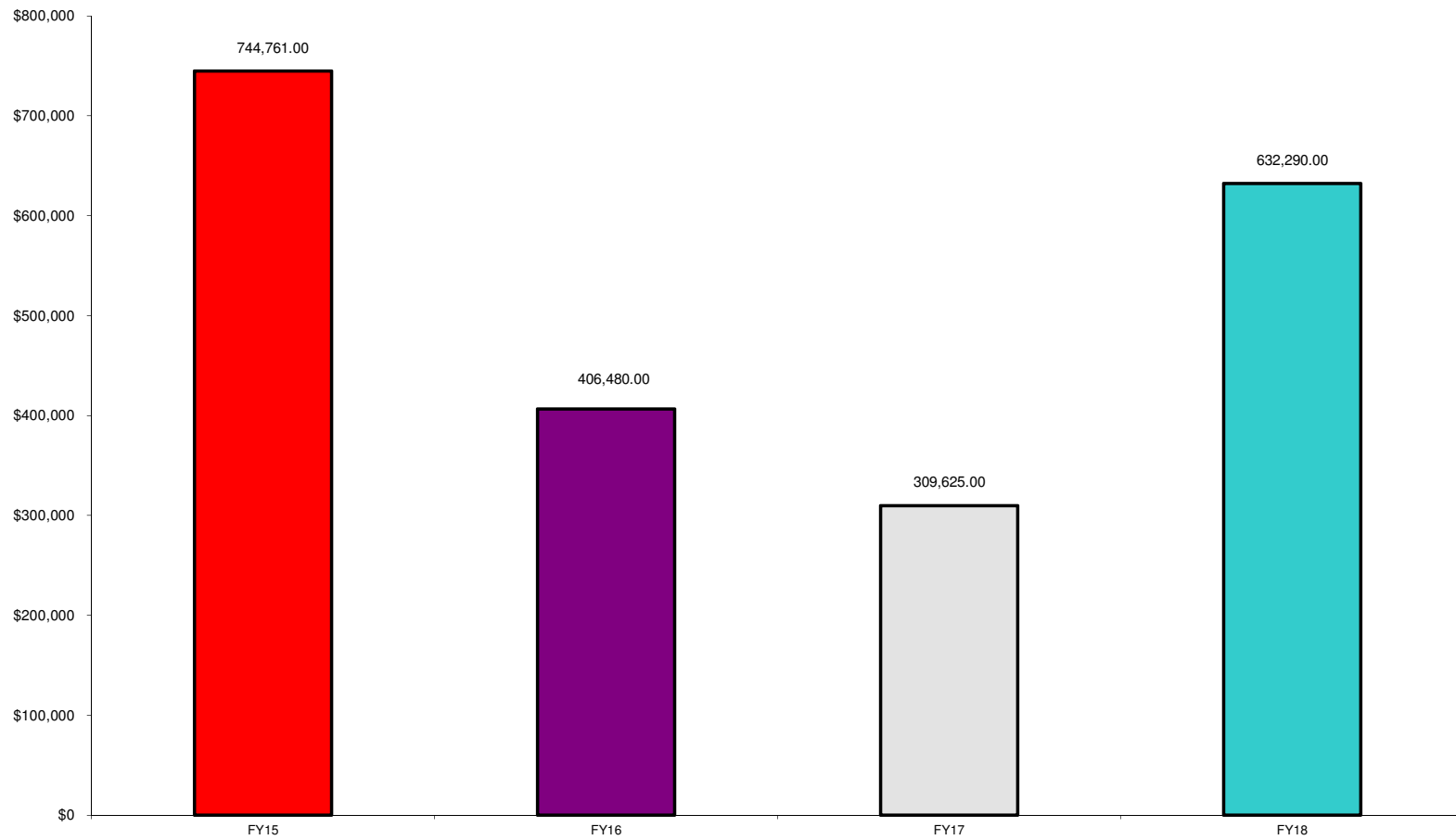


## Days of Operating Cash





# SURPLUS/DEFICIT



**MONTHLY BUDGET VARIANCE  
SOUTHEASTERN LOCAL SCHOOLS**

	<b>FTD Budgeted</b>	<b>FTD Actual</b>	<b>Variance</b>	<b>Percentage Variance</b>	<b>MTD Budgeted</b>	<b>MTD Actual</b>	<b>Variance</b>	<b>Percentage Variance</b>
<i>REVENUE</i>								
General Property (Real Estate)	\$244,840	\$546,200	\$301,360	123.08%	\$244,840	\$546,200	\$301,360	123.08%
Tangible Personal Property	0	0	0	-	0	0	0	-
Income Tax	343,285	342,461	(824)	-0.24%	343,285	342,461	(824)	-0.24%
Unrestricted Grants-In-Aid	334,961	326,691	(8,270)	-2.47%	334,961	326,691	(8,270)	-2.47%
Restricted Grants-In-Aid	5,180	5,547	367	7.08%	5,180	5,547	367	7.08%
Restricted Grants-In-Aid - SFSF	0	0	0	-	0	0	0	-
Property Tax Allocation	0	0	0	-	0	0	0	-
All Other Operating Revenue	30,787	90,050	59,263	192.49%	30,787	90,050	59,263	192.49%
<b>TOTAL REVENUE</b>	<b>\$959,053</b>	<b>\$1,310,949</b>	<b>\$351,896</b>	<b>36.69%</b>	<b>\$959,053</b>	<b>\$1,310,949</b>	<b>\$351,896</b>	<b>36.69%</b>
<i>EXPENDITURES</i>								
Salaries & Wages	\$391,918	\$388,885	\$3,033	-0.77%	\$391,918	\$388,885	\$3,033	-0.77%
Benefits	144,921	136,779	8,142	-5.62%	144,921	136,779	8,142	-5.62%
Services	110,935	109,685	1,250	-1.13%	110,935	109,685	\$1,250	-1.13%
Supplies	16,655	6,831	9,824	-58.99%	16,655	6,831	9,824	-58.99%
Equipment	0	19,104	(19,104)	#DIV/0!	0	19,104	(\$19,104)	#DIV/0!
Debt	0	0	0	-	0	0	0	-
Other	21,651	17,375	4,276	-19.75%	21,651	17,375	4,276	-19.75%
<b>TOTAL EXPENSES</b>	<b>\$686,080</b>	<b>\$678,659</b>	<b>\$7,421</b>	<b>-1.08%</b>	<b>\$686,080</b>	<b>\$678,659</b>	<b>\$7,421</b>	<b>-1.08%</b>
<b>SURPLUS/DEFICIT</b>	<b>\$272,973</b>	<b>\$632,290</b>	<b>\$359,317</b>	<b>131.63%</b>	<b>\$272,973</b>	<b>\$632,290</b>	<b>\$359,317</b>	<b>131.63%</b>
<i>OTHER USES/SOURCES</i>								
Transfers/Advances In	344,367	388,797	44,430	12.90%	344,367	388,797	44,430	12.90%
Transfers/Advances Out	0	0	0	-	0	0	0	-
All Other Financing Sources/(Uses)	90,494	23,810	(66,684)	-73.69%	90,494	23,810	\$66,684	-73.69%
<b>NET SOURCES/USES</b>	<b>434,861</b>	<b>412,607</b>	<b>(22,254)</b>	<b>-5.12%</b>	<b>434,861</b>	<b>412,607</b>	<b>111,114</b>	<b>-5.12%</b>
<b>BEGINNING CASH</b>	<b>\$6,410,826</b>	<b>\$6,701,477</b>	<b>\$290,651</b>	<b>4.53%</b>	<b>\$6,410,826</b>	<b>\$6,701,477</b>	<b>\$290,651</b>	<b>4.53%</b>
<b>ENDING CASH</b>	<b>\$7,118,660</b>	<b>\$7,746,374</b>	<b>\$627,714</b>	<b>8.82%</b>	<b>\$7,118,660</b>	<b>\$7,746,374</b>	<b>\$627,714</b>	<b>8.82%</b>
<b>ENCUMBRANCES</b>	<b>\$333,650</b>	<b>\$529,640</b>	<b>\$195,990</b>	<b>58.74%</b>	<b>\$333,650</b>	<b>\$529,640</b>	<b>\$195,990</b>	<b>58.74%</b>
<b>BUDGET RESERVE</b>	<b>\$0</b>	<b>\$0</b>			<b>\$0</b>	<b>\$0</b>		
<b>UNENCUMBERED CASH</b>	<b>\$6,785,010</b>	<b>\$7,216,734</b>	<b>\$431,724</b>	<b>6.36%</b>	<b>\$6,785,010</b>	<b>\$7,216,734</b>	<b>\$431,724</b>	<b>6.36%</b>

**HISTORICAL COMPARISON BY OBJECT  
SOUTHEASTERN LOCAL SCHOOLS**

	<b>FY 15</b> 7/14-07/14	<b>FY 16</b> 7/15-07/15	<b>% of</b> <b>Change</b>	<b>FY 17</b> 7/16-07/16	<b>% of</b> <b>Change</b>	<b>FY 18</b> 7/17-07/17	<b>% of</b> <b>Change</b>
<b>REVENUE</b>							
General Property (Real Estate)	\$571,600	\$434,500	-23.99%	\$247,500	-43.04%	\$546,200	120.69%
Tangible Personal Property	0	0	-	0	-	0	-
Income Tax	350,065	301,091	-13.99%	321,427	6.75%	342,461	6.54%
Unrestricted Grants-in-Aid	253,467	249,179	-1.69%	332,290	33.35%	326,691	-1.68%
Restricted Grants-in-Aid	105,871	5,108	-95.18%	5,329	4.33%	5,547	4.09%
Restricted Grants-in-Aid - SFSF	0	0	-	0	-	0	-
Property Tax Allocation	0	0	-	0	-	0	-
All Other Operating Revenue	30,964	35,819	15.68%	36,151	0.93%	90,050	149.09%
<b>TOTAL REVENUE</b>	<b>\$1,311,967</b>	<b>\$1,025,697</b>	<b>-21.82%</b>	<b>\$942,697</b>	<b>-8.09%</b>	<b>\$1,310,949</b>	<b>39.06%</b>
<b>EXPENDITURES</b>							
Salaries & Wages	326,443	357,031	9.37%	363,740	1.88%	388,885	6.91%
Benefits	122,647	129,240	5.38%	126,607	-2.04%	136,779	8.03%
Services	96,245	98,538	2.38%	109,542	11.17%	109,685	0.13%
Supplies	4,859	8,392	72.71%	13,581	61.83%	6,831	-49.70%
Equipment	0	7,878	-	0	-100.00%	19,104	-
Debt	0	0	-	0	-	0	-
Other	17,012	18,138	6.62%	19,602	8.07%	17,375	-11.36%
<b>TOTAL EXPENDITURES</b>	<b>\$567,206</b>	<b>\$619,217</b>	<b>9.17%</b>	<b>\$633,072</b>	<b>2.24%</b>	<b>\$678,659</b>	<b>7.20%</b>
<b>SURPLUS/DEFICIT</b>	<b>744,761</b>	<b>406,480</b>	<b>-45.42%</b>	<b>309,625</b>	<b>-23.83%</b>	<b>632,290</b>	<b>104.21%</b>
<b>OTHER SOURCES/USES</b>							
Advances/Transfers In	242,939	279,051	14.86%	291,995	4.64%	388,797	33.15%
Advances/Transfers Out	0	0	-	0	-	0	-
All Other Financing Sources	184	0	-100.00%	142,806	-	23,810	-83.33%
Debt Service	0	0	-	0	-	0	-
<b>NET SOURCES/USES</b>	<b>243,123</b>	<b>279,051</b>	<b>14.78%</b>	<b>434,801</b>	<b>55.81%</b>	<b>412,607</b>	<b>-5.10%</b>
<b>BEGINNING CASH</b>	<b>\$5,516,278</b>	<b>\$5,988,692</b>	<b>8.56%</b>	<b>\$6,590,282</b>	<b>10.05%</b>	<b>\$6,701,477</b>	<b>1.69%</b>
<b>ENDING CASH</b>	<b>\$6,504,162</b>	<b>\$6,674,223</b>	<b>2.61%</b>	<b>\$7,334,708</b>	<b>9.90%</b>	<b>\$7,746,374</b>	<b>5.61%</b>
<b>ENCUMBRANCES</b>	<b>223,932</b>	<b>223,932</b>	<b>0.00%</b>	<b>\$437,634</b>	<b>95.43%</b>	<b>\$529,640</b>	<b>21.02%</b>
<b>UNENCUMBERED CASH</b>	<b>\$6,280,230</b>	<b>\$6,450,291</b>	<b>2.71%</b>	<b>\$6,897,074</b>	<b>6.93%</b>	<b>\$7,216,734</b>	<b>4.63%</b>
<b>% of Salaries to Revenue</b>	<b>24.88%</b>	<b>34.81%</b>		<b>38.59%</b>		<b>29.66%</b>	
<b>% of Benefits to Revenue</b>	<b>9.35%</b>	<b>12.60%</b>		<b>13.43%</b>		<b>10.43%</b>	
<b>Total to Revenue</b>	<b>34.23%</b>	<b>47.41%</b>		<b>52.02%</b>		<b>40.10%</b>	
<b>Days of Operating Cash</b>	<b>343.24</b>	<b>322.92</b>		<b>337.73</b>		<b>329.65</b>	

Southeastern Local Schools  
Clark County, Ohio

General Fund Financial History/Projection

7/31/2017

Percent of Fiscal Year Complete

8.33%

	2017-18 Projection	2017-18 FYTD Actual	FYTD %
<b>REVENUE</b>			
General Property (Real Estate)	\$2,468,056.00	\$546,200.00	22.13%
Tangible Personal Property	\$221,677.00	\$0.00	0.00%
Income Tax	\$1,035,187.00	\$342,461.00	33.08%
Unrestricted Grants-in-Aid	\$4,054,055.00	\$326,691.00	8.06%
Restricted Grants-in-Aid	\$62,691.00	\$5,547.00	8.85%
Restricted Grants-in-Aid - SFSF	\$0.00	\$0.00	#DIV/0!
Property Tax Allocation	\$386,258.00	\$0.00	0.00%
All Other Operating Revenue	\$555,883.00	\$90,050.00	16.20%
TOTAL	\$8,783,807.00	\$1,310,949.00	14.92%
<b>EXPENDITURES</b>			
Salaries & Wages	\$5,206,337.00	\$388,885.00	7.47%
Benefits	\$1,918,880.00	\$136,779.00	7.13%
Services	\$1,910,855.00	\$109,685.00	5.74%
Supplies	\$234,167.00	\$6,831.00	2.92%
Equipment	\$18,224.00	\$19,104.00	104.83%
Debt	\$0.00	\$0.00	#DIV/0!
Other	\$179,561.00	\$17,375.00	9.68%
TOTAL	\$9,468,024.00	\$678,659.00	7.17%
<b>SURPLUS/(DEFICIT)</b>	<b>(\$684,217.00)</b>	<b>\$632,290.00</b>	

**Southeastern Local Schools**  
**Explanation of Checks Over \$5,000**

07/01/2017 - 07/31/2017

Check #	Vendor Name	Amount	Explanation
094758	Southwestern Ohio Educational Purchasing Council	\$37,292.00	Liability Insurance for FY18
094766	Byrum's Floor Store	\$7,827.50	Flooring for MV office and IT Room
094782	PCMG, Inc	\$32,472.30	Microsoft Office and 150 Chrome Books
094783	Purdy Company	\$19,229.76	New Lockers at HS
094798	Farnham Company	\$10,381.00	Electrical basketball system at HS
094810	MVECA	\$16,287.50	Technology, Financial, EMIS, Student Services, INFohio, Progress Book ect.
094819	Sterling	\$18,846.00	18 Computers for Engineering Class
094825	Varsity Spirit Fashions	\$5,363.20	HS & Jr HS Cheerleading uniforms
992626	Payroll	\$206,253.75	Payroll for July 5, 2017
992633	Payroll	\$204,677.88	Payroll for July 20, 2017
992634	UHC	\$80,009.80	August Health Insurance Payment
992638	Foundation	\$114,674.11	County Board, STRS/SERS, Community Schools, Open Enrollment, ect...

-- Options Summary --

Output file SM2M.TXT  
Print options page? (Y,N) Y  
Report heading SM2 July 31, 2017  
Fiscal Year 2018  
Beginning Month: 07  
Ending Month: 07

BAT\_SM2M executed by SE\_BMCKEE on node MVECA0:: at 3-AUG-2017 20:14:23.70

DATE: 08/03/2017  
 TIME: 20:14:23

FORM SM-2  
 OHIO DEPARTMENT OF EDUCATION - OFFICE OF SCHOOL MANAGEMENT ASSISTANCE  
 ANNUAL SPENDING PLAN (CURRENT OPERATION - GENERAL FUND ONLY - O.R.C. 5705.391)

PAGE: 1

SCHOOL DISTRICT: SOUTHEASTERN LOCAL SCHOOL

IRN # 046276 COUNTY: CLARK  
 SM2 July 31, 2017

FISCAL YEAR: 2018 MONTH: 07

	MONTHLY ESTIMATE	MONTHLY ACTUAL	MONTHLY DIFFERENCE	FISCAL YTD ESTIMATE	FISCAL YTD ACTUAL	FISCAL YTD DIFFERENCE
REVENUES						
01.010 General Property (Real Estate)	0	546,200	546,200	0	546,200	546,200
01.020 Tangible Personal Property Tax	0	0	0	0	0	0
01.030 Income Tax	0	342,461	342,461	0	342,461	342,461
01.035 Unrestricted Grants-in-Aid	0	326,691	326,691	0	326,691	326,691
01.040 Restricted Grants-in-Aid	0	5,547	5,547	0	5,547	5,547
01.045 Restricted Grants-in-Aid - SFSF	0	0	0	0	0	0
01.050 Property Tax Allocation	0	0	0	0	0	0
01.060 All Other Operating Revenue	0	90,050	90,050	0	90,050	90,050
01.070 Total Revenue	0	1,310,949	1,310,949	0	1,310,949	1,310,949
OTHER FINANCING SOURCES						
02.010 Proceeds from Sale of Notes	0	0	0	0	0	0
02.020 State Emergency Loans & Advancements (Approved)	0	0	0	0	0	0
02.040 Operating Transfers-In	0	0	0	0	0	0
02.050 Advances-In	0	388,797	388,797	0	388,797	388,797
02.060 All Other Financing Sources	0	23,810	23,810	0	23,810	23,810
02.070 Total Other Financing Sources	0	412,607	412,607	0	412,607	412,607
02.080 Total Revenues and Other Financing Sources	0	1,723,556	1,723,556	0	1,723,556	1,723,556
EXPENDITURES						
03.010 Personal Services	0	388,885	388,885	0	388,885	388,885
03.020 Employees' Retirement/Insurance Benefits	0	136,779	136,779	0	136,779	136,779
03.030 Purchased Services	0	109,685	109,685	0	109,685	109,685
03.040 Supplies and Materials	0	6,831	6,831	0	6,831	6,831
03.050 Capital Outlay	0	19,104	19,104	0	19,104	19,104
03.060 Intergovernmental	0	0	0	0	0	0
04.010 Debt Service: All Principal (Historical)	0	0	0	0	0	0
04.020 Debt Service: Principal - Notes	0	0	0	0	0	0
04.030 Debt Service: Principal - State Loans	0	0	0	0	0	0
04.040 Debt Service: Principal - State Advancements	0	0	0	0	0	0
04.050 Debt Service: Principal - HB 264 Loans	0	0	0	0	0	0
04.055 Debt Service: Principal - Other	0	0	0	0	0	0
04.060 Debt Service: Interest and Fiscal Charges	0	0	0	0	0	0
04.300 Other Objects	0	17,375	17,375	0	17,375	17,375
04.500 Total Expenditures	0	678,659	678,659	0	678,659	678,659
OTHER FINANCING USES						
05.010 Operating Transfers - Out	0	0	0	0	0	0
05.020 Advances - Out	0	0	0	0	0	0
05.030 All Other Financing Uses	0	0	0	0	0	0
05.040 Total Other Financing Uses	0	0	0	0	0	0
05.050 Total Expenditure and Other Financing Uses	0	678,659	678,659	0	678,659	678,659
06.010 Excess Rev & Oth Financing Sources over(under) Exp &	0	1,044,897	1,044,897	0	1,044,897	1,044,897
07.010 Beginning Cash Balance	0	6,701,477	6,701,477	0	6,701,477	6,701,477
07.020 Ending Cash Balance	0	7,746,374	7,746,374	0	7,746,374	7,746,374
08.010 Outstanding Encumbrances	0	529,640	529,640	0	529,640	529,640

-- Options Summary --

Output file: CHEKPY.TXT  
Print options page? (Y,N) Y  
Sort options: C  
Check types to select. (D,I,M,P,R,T,W): W,P,R,M  
Print vendor from PO or check. (P,C): P  
Date Selection From: 07/01/2017  
To: 07/31/2017  
Summary or Detail report? (S,D) S  
Single or Double space summary report? (S,D) S  
Include or Exclude the following vendors?(I,E) I

BAT\_CHEKPY executed by SE\_BMCKEE on node MVECA0:: at 3-AUG-2017 19:29:41.04



Date: 08/03/2017  
 Time: 7:29 pm

SOUTHEASTERN LOCAL SCHOOL  
 SORT BY CHECK NUMBER  
 CHECK DATES BETWEEN 07/01/2017 AND 07/31/2017  
 WARRANT, REFUND, MEMO, PAYROLL CHECKS

Page: 1  
 (CHEKPY)

CHECK	TYPE	DATE	VENDOR	VENDOR	STATUS/DATE	BANK CODE	CHECK AMOUNT
094746	W	07/07/2017	Burleson Law Offices, LLC	033353	RECONCILED:07/31/2017		2,562.50
094747	W	07/07/2017	COUNTRY MINI MART	030851	RECONCILED:07/31/2017		214.31
094748	W	07/07/2017	Direct Mechanical	034722	RECONCILED:07/31/2017		325.00
094749	W	07/07/2017	Dustin Hughes	034634	RECONCILED:07/31/2017		1,000.00
094750	W	07/07/2017	Guardian	033892	RECONCILED:07/31/2017		143.70
094751	W	07/07/2017	H. W. MANN & SONS	007650	RECONCILED:07/31/2017		100.00
094752	W	07/07/2017	LOWE'S LUMBER	007430	RECONCILED:07/31/2017		146.07
094753	W	07/07/2017	Miller Excavating Inc.	033227	RECONCILED:07/31/2017		1,547.50
094754	W	07/07/2017	OAEP	032169			50.00
094755	W	07/07/2017	Lisa McCullough, Treasurer SEARS,ROEBUCK AND CO. Do not use	011741			132.11
094756	W	07/07/2017	SHERWIN WILLIAMS	002183	RECONCILED:07/31/2017		326.88
094757	W	07/07/2017	SHOEMAKER'S HOME CENTER	011950	RECONCILED:07/31/2017		232.56
094758	W	07/07/2017	Southwestern Ohio Educational Purchasing Council	032766	RECONCILED:07/31/2017		37,292.00
094759	W	07/07/2017	STAPLES, INC ATTN:GRANT SMITH #115	031888	RECONCILED:07/31/2017		295.53
094760	W	07/07/2017	Steve Williams	034921	RECONCILED:07/31/2017		250.00
094761	W	07/07/2017	TERMINIX INTERNATIONAL CO.,THE	000200	RECONCILED:07/31/2017	(Multi-bank check)	105.00
094762	W	07/07/2017	Dave Yost Auditor of State	032648	RECONCILED:07/31/2017		12.30
094763	W	07/07/2017	VILLAGE OF S. CHARLESTON	013400	RECONCILED:07/31/2017	(Multi-bank check)	1,820.53
094764	W	07/17/2017	POSTMASTER	010600	RECONCILED:07/31/2017		564.00
094765	W	07/16/2017	American Fidelity Administrive Services, LLC	034825			46.50
094766	W	07/16/2017	Byrum's Floor Store LLC	034601	RECONCILED:07/31/2017		7,827.50
094767	W	07/16/2017	Centurylink Business Services	031172	RECONCILED:07/31/2017		18.81
094768	W	07/16/2017	COMMUNITY HOSPITAL CENTER FOR OCCUPATIONAL HEALTH	002395	RECONCILED:07/31/2017		106.00
094769	W	07/16/2017	Discount Magazine Subscription Service, Inc.	033598			261.78
094770	W	07/16/2017	Dunlap Industries	034993	RECONCILED:07/31/2017		4,500.00
094771	W	07/16/2017	Ernstsports	035067	RECONCILED:07/31/2017	1	581.50
094772	W	07/16/2017	Farmers Equipment Inc	032925	RECONCILED:07/31/2017		166.59
094773	W	07/16/2017	Geyer Instructional Products	032872			74.51
094774	W	07/16/2017	Greenon Local School District	034028	RECONCILED:07/31/2017		3,812.29
094775	W	07/16/2017	B2B Computer Products LLC DBA: ITSavvy	034144	RECONCILED:07/31/2017		4,472.75
094776	W	07/16/2017	KINCAIDS	006764			172.68
094777	W	07/16/2017	Martin Painting & Coating Co	035039	RECONCILED:07/31/2017		3,160.00
094778	W	07/16/2017	Dollar General Corporation Attn: Charged Sales Dept.	033584	RECONCILED:07/31/2017		87.20
094779	W	07/16/2017	Nicky's Folders	035032			130.00
094780	W	07/16/2017	OHIO FFA ASSOCIATION	010152	RECONCILED:07/31/2017		260.00
094781	W	07/16/2017	PAXTON COMMUNICATIONS AND ENGINEERING CO	010330			325.28
094782	W	07/16/2017	PCMG, Inc.	030141			32,472.30
094783	W	07/16/2017	Purdy Company	035038	RECONCILED:07/31/2017		19,229.76
094784	W	07/16/2017	SHERWIN WILLIAMS	002183	RECONCILED:07/31/2017		249.90
094785	W	07/16/2017	Southern Computer Warehouse	034566	RECONCILED:07/31/2017		4,747.74

Date: 08/03/2017  
 Time: 7:29 pm

SOUTHEASTERN LOCAL SCHOOL  
 SORT BY CHECK NUMBER  
 CHECK DATES BETWEEN 07/01/2017 AND 07/31/2017  
 WARRANT, REFUND, MEMO, PAYROLL CHECKS

Page: 2  
 (CHEKPY)

CHECK	TYPE	DATE	VENDOR	VENDOR	STATUS/DATE	BANK CODE	CHECK AMOUNT
094786	W	07/16/2017	Special T Shop	033165			210.00
094787	W	07/16/2017	STARR TROPHY AND AWARDS	002199	RECONCILED:07/31/2017	1	130.00
094788	W	07/16/2017	TIM BELL	030825			96.30
094789	W	07/16/2017	Varidesk, LLC	034964			550.00
094790	W	07/16/2017	VECTREN ENERGY DELIVERY	003350	RECONCILED:07/31/2017		196.63
094791	W	07/30/2017	JACK D. DALIE	020181			44.94
094792	W	07/30/2017	Stockslager Garden Center	033678			534.85
094793	W	07/31/2017	BRAD MCKEE	032373			377.50
094794	W	07/31/2017	CLASSROOM DIRECT	031777			602.99
094795	W	07/31/2017	COMMUNITY HOSPITAL CENTER FOR OCCUPATIONAL HEALTH	002395			159.00
094796	W	07/31/2017	DAYTON POWER AND LIGHT COMPANY	032183			1,678.95
094797	W	07/31/2017	Direct Energy Business Marketing, LLC	034790			87.05
094798	W	07/31/2017	FARNHAM COMPANY JACK FARNHAM	004420			10,381.00
094799	W	07/31/2017	FREE SPIRIT PUBL INC.	020161			87.93
094800	W	07/31/2017	Getz Photography LLC	034326		1	296.00
094801	W	07/31/2017	Healy Awards Inc	034602		1	132.91
094802	W	07/31/2017	HF Group - Ohio	033597			371.98
094803	W	07/31/2017	KINCAIDS	006764			159.00
094804	W	07/31/2017	LAURA MADDEN	020255			191.16
094805	W	07/31/2017	LOWE'S LUMBER	007430			155.60
094806	W	07/31/2017	MADISON/CHAMPAIGN CO. ESC	031839			50.00
094807	W	07/31/2017	Meal Magic Corporation	034114			1,875.00
094808	W	07/31/2017	Megacity Fire Protection	034142			3,639.95
094809	W	07/31/2017	MUSIC IN MOTION	031778			256.41
094810	W	07/31/2017	MVECA	008305			16,287.50
094811	W	07/31/2017	Nicky's Folders	035032			130.00
094812	W	07/31/2017	Pioneer Athletics	034630		1	2,182.00
094813	W	07/31/2017	Public Finance Resources, Inc	034519			1,277.00
094814	W	07/31/2017	QUILL OFFICE SUPPLIES	010750			115.14
094815	W	07/31/2017	REALLY GOOD STUFF	032056			182.85
094816	W	07/31/2017	Riddell/All American Sports Co	034482		1	416.02
094817	W	07/31/2017	Scholastic Inc.	032833			499.73
094818	W	07/31/2017	SHOEMAKER'S HOME CENTER	011950			336.59
094819	W	07/31/2017	Sterling	035068			18,846.00
094820	W	07/31/2017	THE MARKERBOARD PEOPLE	031524			156.75
094821	W	07/31/2017	Thorworks Industries, Inc	035072			2,136.00
094822	W	07/31/2017	Tierney Brothers Inc.	034619			1,420.65
094823	W	07/31/2017	Time Warner Cable-SWO Division	035001			11.80
094824	W	07/31/2017	TruGreen Commercial Dayton North Branch	034830		1	228.00
094825	W	07/31/2017	VARSITY SPIRIT FASHIONS	003001			5,363.20
992626	C	07/05/2017	PAYROLL	900005	RECONCILED:07/31/2017	(Multi-bank check)	206,253.75
992630	C	07/06/2017	PAYROLL	900005	RECONCILED:07/31/2017		847.60
992631	C	07/04/2017	PAYROLL	900005	RECONCILED:07/31/2017		1,720.83
992632	M	07/03/2017	SECURITY NATIONAL BANK	900042		1 (Multi-bank check)	566.66
992633	C	07/20/2017	PAYROLL	900005	RECONCILED:07/31/2017	(Multi-bank check)	204,677.88
992634	M	07/27/2017	EPC-Self-Funded Medical Plan	900052		(Multi-bank check)	80,009.80
992635	M	07/27/2017	EPC Dental/Vision Benefit Plan Dental Plan	900053		(Multi-bank check)	4,694.60

Date: 08/03/2017  
 Time: 7:29 pm

SOUTHEASTERN LOCAL SCHOOL  
 SORT BY CHECK NUMBER  
 CHECK DATES BETWEEN 07/01/2017 AND 07/31/2017  
 WARRANT, REFUND, MEMO, PAYROLL CHECKS

Page: 3  
 (CHEKPY)

CHECK	TYPE	DATE	VENDOR	VENDOR	STATUS/DATE	BANK CODE	CHECK AMOUNT
992636	M	07/27/2017	EPC-Dental/Vision Benefit Plan Vision Plan	900054		(Multi-bank check)	1,216.95
992637	M	07/27/2017	Sun Life Assurance Company of Canada	900055		(Multi-bank check)	345.75
992638	M	07/28/2017	FOUNDATION	900014		(Multi-bank check)	114,674.11
992639	M	07/28/2017	AUDITOR & TREAS. FEES	900034			5,136.92
992640	M	07/05/2017	PAYROLL	900005		(Multi-bank check)	4,317.21
992641	M	07/20/2017	PAYROLL	900005		(Multi-bank check)	4,344.25
992642	M	07/05/2017	RETIREMENT SERS	900002			287.85
992643	M	07/05/2017	RETIREMENT STRS	900001			1,636.75
992644	M	07/20/2017	RETIREMENT SERS	900002			287.85
992645	M	07/20/2017	RETIREMENT STRS	900001			1,636.77
992646	M	07/31/2017	SECURITY NATIONAL BANK	900042			100.00
V VOIDED CHECKS			0	CHECK TOTALS	0.00		
R RECONCILED CHECKS			37	CHECK TOTALS	509,984.61		
W WARRANT CHECKS			80	CHECK TOTALS	201,677.46		
M MEMO CHECKS			14	CHECK TOTALS	219,255.47		
B REFUND CHECKS			0	CHECK TOTALS	0.00		
I INVESTMENT CHECKS			0	CHECK TOTALS	0.00		
T TRANSFER CHECKS			0	CHECK TOTALS	0.00		
D DISTRIBUTION CHECKS			0	CHECK TOTALS	0.00		
C PAYROLL CHECKS			4	CHECK TOTALS	413,500.06		
MISSING CHECKS			0				
** TOTAL CHECKS (LESS VOIDED)			98	** TOTAL NET	834,432.99		
*** TOTAL CHECKS WRITTEN			98	*** GRAND TOTALS	834,432.99		

-- Options Summary --

Summary or Detail Report? (S,D) D  
Output file: FINSUMM.TXT  
Type: CSV  
Print options page? (Y,N) Y  
Generate FINDET report for comparison? (Y,N) Y  
Sort options: FS  
Include future encumbrance amounts? (Y,N) N  
Include accounts with zero amounts? (Y,N) N  
Include accounts which are no longer active? (Y,N,I) Y

BAT\_FINSUM executed by SE\_BMCKEE on node MVECA0:: at 3-AUG-2017 19:27:49.40

Date: 08/03/2017  
 Time: 7:27 pm

SOUTHEASTERN LOCAL SCHOOL  
 Financial Report by Fund/SCC

Fund #	Fund Description	FYTD Receipts	MTD Expenditures	FYTD Expenditures	Current Fund Balance	Current Encumbrances	Unencumbered Fund Balance	Bank Code	
001 0000	CASH CONTROL - GENERAL FUND	6,598,639.26	1,723,555.74	1,723,555.74	678,658.09	678,658.09	7,643,536.91	529,640.25	7,113,896.66
001 9412	GENERAL SET ASIDE (5%)	102,837.52	0.00	0.00	0.00	0.00	102,837.52	0.00	102,837.52
003 0000	GENERAL INTEREST	1,152,944.19	18,226.07	18,226.07	0.00	0.00	1,171,170.26	0.00	1,171,170.26
003 9001	PERMANENT IMPROVEMENT VOTED	1,047,182.36-	42,200.00	42,200.00	94,732.20	94,732.20	1,099,714.56-	281,244.36	1,380,958.92-
003 9003	AUDITORIUM RENOVATION	848.38	0.00	0.00	0.00	0.00	848.38	0.00	848.38
006 0000	LUNCHROOM CASH CONTROL	702.00-	147.40	147.40	377,444.49	377,444.49	377,999.09-	11,856.61	389,855.70- 1
006 9017	Children's Hunger Alliance	702.00	0.00	0.00	0.00	0.00	702.00	0.00	702.00
018 9081	PRINCIPAL'S SUPPORT - MIAMI VIEW	1,734.75	0.00	0.00	0.00	0.00	1,734.75	0.00	1,734.75 1
018 9082	PRINCIPAL'S SUPPORT - HIGH SCHOOL	0.00	0.00	0.00	12,803.44	12,803.44	12,803.44-	655.51	13,458.95- 1
018 9281	MIDDLE SCHOOL PRINCIPAL'S SUPPORT	4,923.67	0.00	0.00	0.00	0.00	4,923.67	2,724.11	2,199.56
019 9091	MIAMI VIEW WORKROOM/LOUNGE	357.42	0.00	0.00	0.00	0.00	357.42	0.00	357.42 1
019 9092	TEACHER'S LOUNGE - HIGH SCHOOL	435.24	0.00	0.00	0.00	0.00	435.24	3.98	431.26
022 9012	Wellness Incentive	8,970.85	0.00	0.00	0.00	0.00	8,970.85	0.00	8,970.85
022 9013	Julia Salyers Memorial Fund	365.00	0.00	0.00	0.00	0.00	365.00	0.00	365.00
022 9014	Jerry South Memorial Fund	397.84	0.00	0.00	0.00	0.00	397.84	0.00	397.84
022 9081	PRINCIPAL'S FUND/STAFF RECOGNITION	2,464.67-	0.00	0.00	0.00	0.00	2,464.67-	458.89	2,923.56-

Date: 08/03/2017  
 Time: 7:27 pm

SOUTHEASTERN LOCAL SCHOOL  
 Financial Report by Fund/SCC

Fund #	Fund Description	FYTD Receipts	MTD Expenditures	FYTD Expenditures	Current Fund Balance	Current Encumbrances	Unencumbered Fund Balance	Bank Code
022 9082	PRINCIPAL'S FUND/STAFF RECOGNITION	2,660.22	0.00	0.00	2,660.22	47.97	2,612.25	
022 9208	2008 Section 125	7.15	19.02	19.02	0.00	0.00	26.17	
022 9281	PRINCIPAL'S FUND/STAFF RECOGNITION	4,202.16-	0.00	0.00	4,202.16-	428.00	4,630.16-	
027 0000	BWC Distribution Account	62,939.31	3,308.09	3,308.09	0.00	0.00	66,247.40	1,406.08
200 9000	Washington DC Trip	66.00	0.00	0.00	0.00	0.00	66.00	
200 9013	Class of 2013	816.46	0.00	0.00	0.00	0.00	816.46	
200 9014	Class of 2014	250.00	0.00	0.00	0.00	0.00	250.00	
200 9015	Class of 2015	187.01	0.00	0.00	0.00	0.00	187.01	
200 9016	Class of 2016	381.97	0.00	0.00	0.00	0.00	381.97	
200 9017	Class of 2017	41.15	0.00	0.00	0.00	0.00	41.15	1,107.53
200 9018	Class of 2018	2,388.69	0.00	0.00	0.00	0.00	2,388.69	
200 9019	Class of 2019	641.12-	0.00	0.00	579.79	579.79	1,220.91-	
200 9020	Class of 2020	461.87	0.00	0.00	0.00	0.00	461.87	
200 9201	FUTURE FARMERS OF AMERICA	2,881.24	0.00	0.00	210.00	210.00	2,671.24	4,295.00
200 9202	FAMILIES CAREERS & COMMUNITY LEADERS OF AMERI	3,232.68	0.00	0.00	0.00	0.00	3,232.68	997.55
200 9203	FUTURE EDUCATORS OF AMERICA	119.74	0.00	0.00	0.00	0.00	119.74	

Date: 08/03/2017  
 Time: 7:27 pm

SOUTHEASTERN LOCAL SCHOOL  
 Financial Report by Fund/SCC

Fund #	Fund Description	FYTD Receipts	MTD Expenditures	FYTD Expenditures	Current Fund Balance	Current Encumbrances	Unencumbered Fund Balance	Bank Code
200 9205	NATIONAL HONOR SOCIETY 580.44	0.00	0.00	0.00	580.44	580.00	0.44	1
200 9206	STUDENT COUNCIL - HI SCHOOL 0.00	0.00	0.00	0.00	0.00	283.16	283.16-	
200 9207	ACHIEVEMENT THRU TEAMWORK 668.01	0.00	0.00	0.00	668.01	0.00	668.01	
200 9208	Spanish Club 329.02	0.00	0.00	0.00	329.02	0.00	329.02	
200 9210	SPIRIT CLUB 1,708.82	0.00	0.00	0.00	1,708.82	12.00	1,696.82	
200 9215	LAND LAB 264.28	0.00	0.00	0.00	264.28	0.00	264.28	
200 9216	MIAMI VIEW MIDDLE SCHOOL STUDENT COUNCIL 5,159.81	0.00	0.00	0.00	5,159.81	1,072.55	4,087.26	1
200 9217	Jr. High Student Council 5,438.17	0.00	0.00	0.00	5,438.17	0.00	5,438.17	
200 9222	S.A.D.D. CASH 206.74	0.00	0.00	0.00	206.74	0.00	206.74	
200 9225	H2O HELP TO OTHERS 1,060.87	0.00	0.00	0.00	1,060.87	0.00	1,060.87	
200 9226	Art Club 1,788.16	0.00	0.00	0.00	1,788.16	0.00	1,788.16	
300 0000	STUDENT PARTICIPATION FEES 419.82-	0.00	0.00	0.00	419.82-	0.00	419.82-	
300 9302	BAND 9,792.48	0.00	0.00	0.00	9,792.48	0.00	9,792.48	
300 9303	CHEERLEADERS - HI SCHOOL 3,839.27	0.00	5,363.20	5,363.20	1,523.93-	4,425.35	5,949.28-	
300 9304	CHOIR - HI SCHOOL 730.43	0.00	0.00	0.00	730.43	0.00	730.43	
300 9305	DRAMA - HI SCHOOL 9,886.08	0.00	191.16	191.16	9,694.92	852.26	8,842.66	

Date: 08/03/2017  
 Time: 7:27 pm

SOUTHEASTERN LOCAL SCHOOL  
 Financial Report by Fund/SCC

Fund #	Fund Description	FYTD Receipts	MTD Expenditures	FYTD Expenditures	Current Fund Balance	Current Encumbrances	Unencumbered Fund Balance	Bank Code
300	9306 Bowling Club 3,010.15-	0.00	0.00	0.00	3,010.15-	0.00	3,010.15-	
300	9308 TROJAN TIMES 1.66	0.00	0.00	0.00	1.66	0.00	1.66	
300	9309 YEARBOOK 5,096.11-	275.00	275.00	0.00	4,821.11-	0.00	4,821.11-	
300	9312 Wrestling Club 321.34-	0.00	0.00	0.00	321.34-	9,000.00	9,321.34-	
300	9313 CHEERLEADERS - MIAMI VIEW 879.09	0.00	0.00	0.00	879.09	2,350.00	1,470.91-	
300	9320 ATHLETICS - HI SCHOOL 22,340.67	0.00	4,343.59	4,343.59	17,997.08	19,534.36	1,537.28-	1
300	9330 ATHLETICS MIAMI VIEW 214.26	0.00	573.93	573.93	359.67-	3,996.65	4,356.32-	1
450	9407 SCHOOLNET 0.01	0.00	0.00	0.00	0.01	0.00	0.01	
459	9903 OHIO READS GRANT 300.00	0.00	0.00	0.00	300.00	0.00	300.00	
459	9905 OHIO READS 2,000.00	0.00	0.00	0.00	2,000.00	0.00	2,000.00	
499	9014 Early Literacy Grant 7,805.06	0.00	0.00	0.00	7,805.06	0.00	7,805.06	
499	9017 Parent Mentor Services 0.00	1,000.00	1,000.00	1,000.00	0.00	0.00	0.00	
499	9107 Project Lead the Way 0.45	0.00	0.00	0.00	0.45	0.00	0.45	
499	9900 BUILDING INCENTIVE 128.59	0.00	0.00	0.00	128.59	0.00	128.59	
516	9602 TITLE IV-B 2002 0.56	0.00	0.00	0.00	0.56	0.00	0.56	
516	9617 IDEA PART B 6,790.61	0.00	12,344.44	12,344.44	5,553.83-	0.00	5,553.83-	



Date: 08/03/2017  
 Time: 7:27 pm

SOUTHEASTERN LOCAL SCHOOL  
 Financial Report by Fund/SCC

Fund #	Fund Description	FYTD Receipts	MTD Expenditures	FYTD Expenditures	Current Fund Balance	Current Encumbrances	Unencumbered Fund Balance	Bank Code
572 9216	TITLE I 0.00	0.00	892.26	892.26	892.26-	0.00	892.26-	
572 9217	TITLE I 10,080.63	0.00	12,453.14	12,453.14	2,372.51-	990.76	3,363.27-	
573 9302	TITLE VI-INNOVATIVE 1.00	0.00	0.00	0.00	1.00	0.00	1.00	
599 9017	MISC. FED. GRANT 0.00	0.00	3,787.00	3,787.00	3,787.00-	0.00	3,787.00-	
GRAND TOTALS:								
	6,977,545.05	1,788,731.32	1,788,731.32	1,205,376.73	1,205,376.73	7,560,899.64	877,962.93	6,682,936.71