

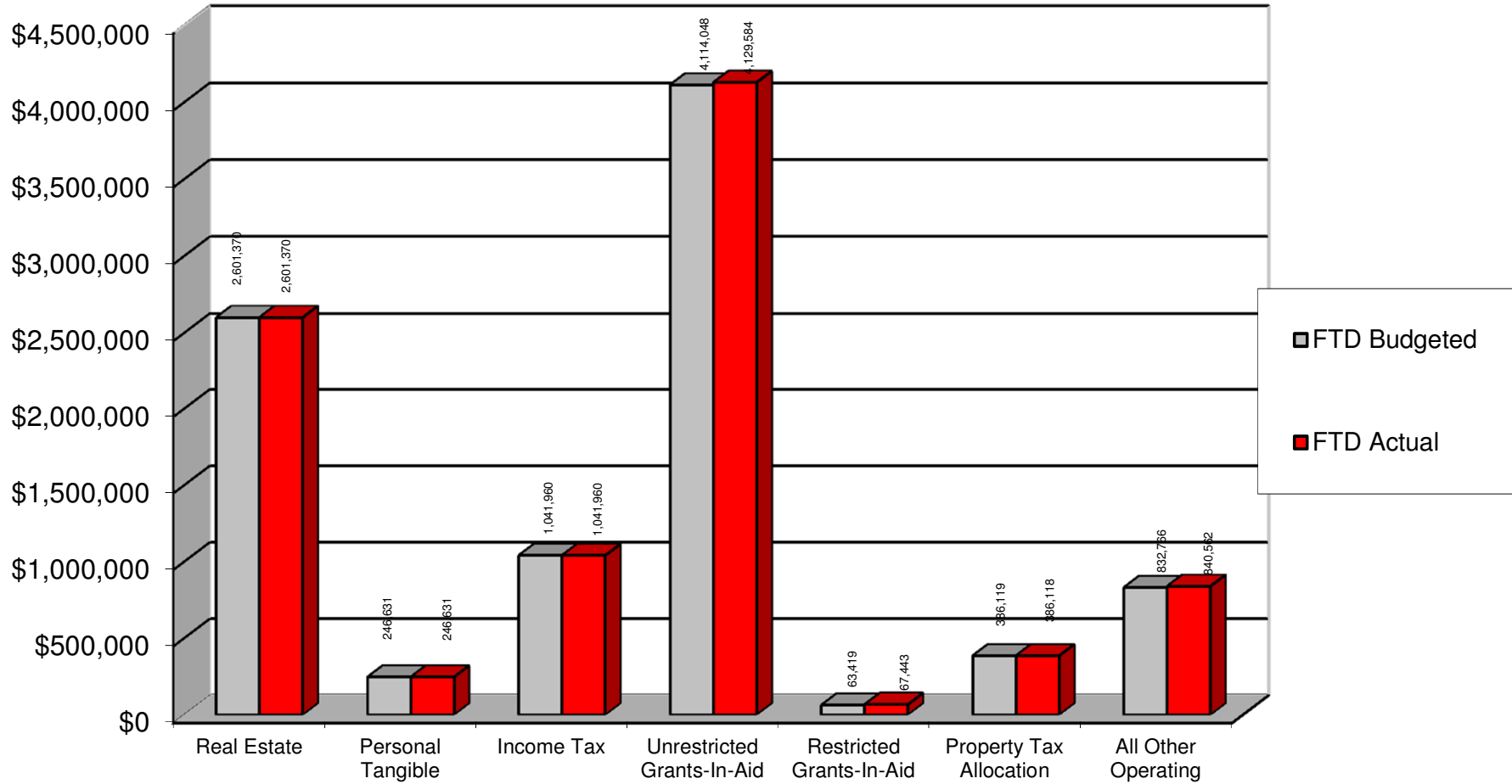
SOUTHEASTERN LOCAL SCHOOL DISTRICT

FINANCIAL REPORT

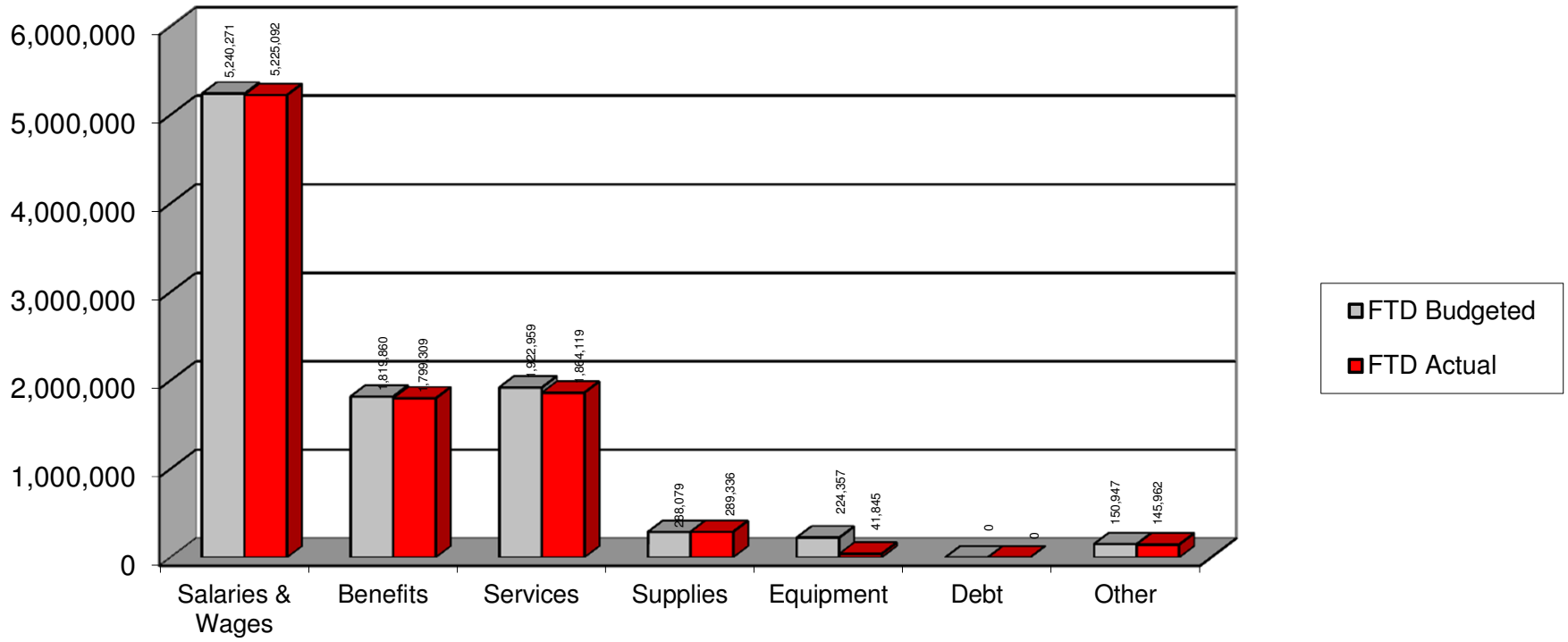
06/30/2018



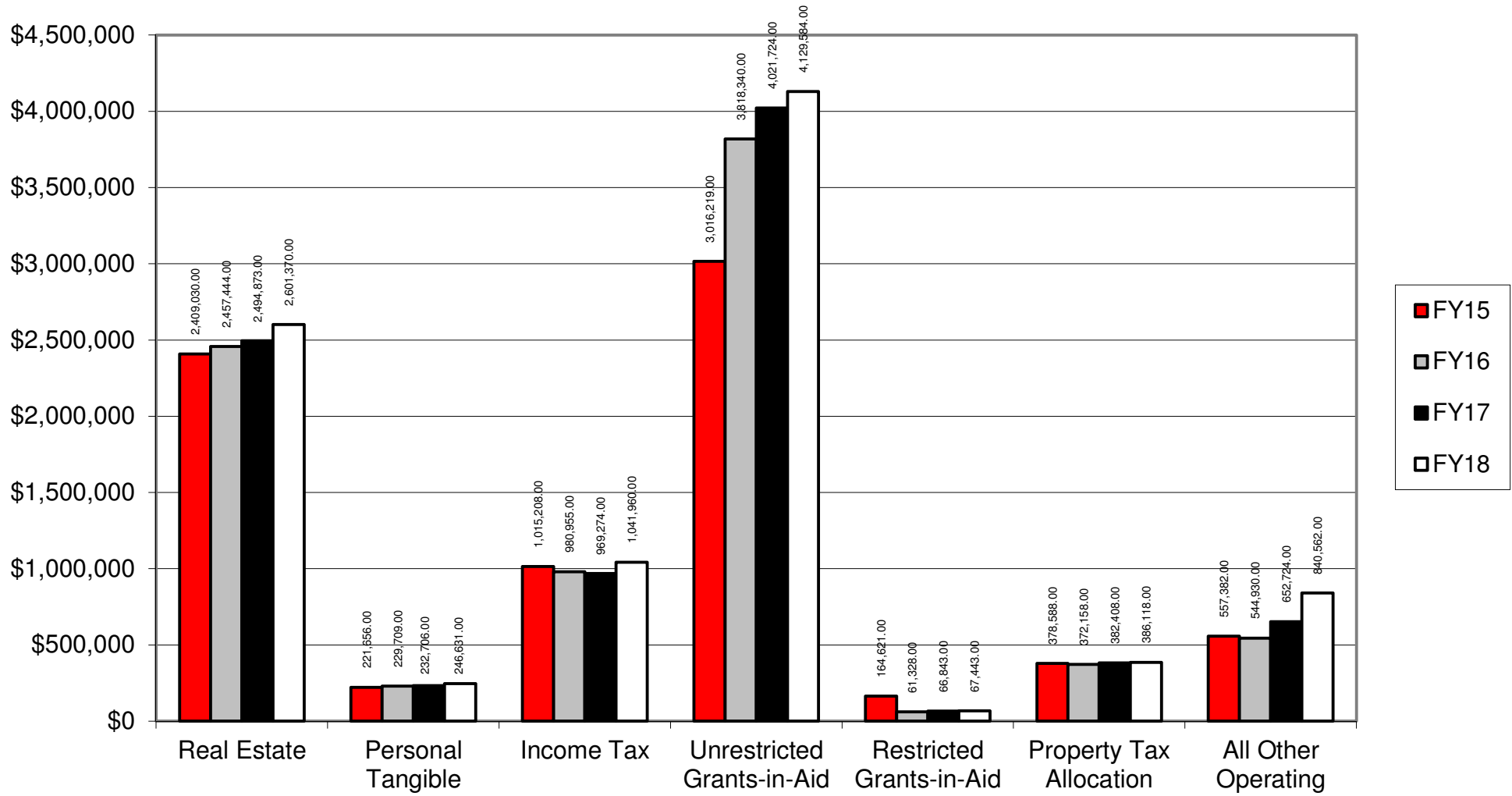
FTD BUDGETED vs. FTD ACTUAL



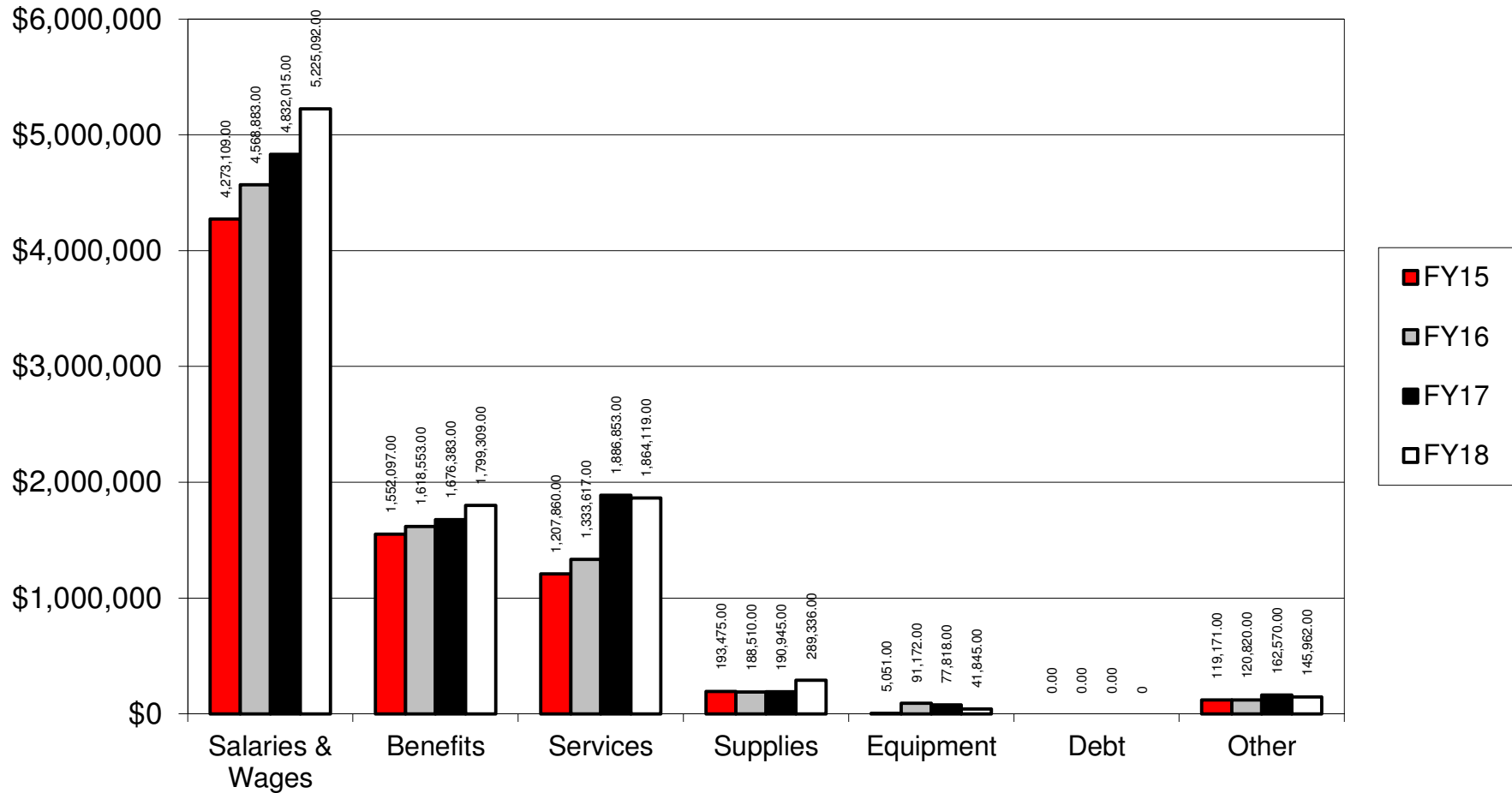
FTD BUDGETED vs. FTD ACTUAL



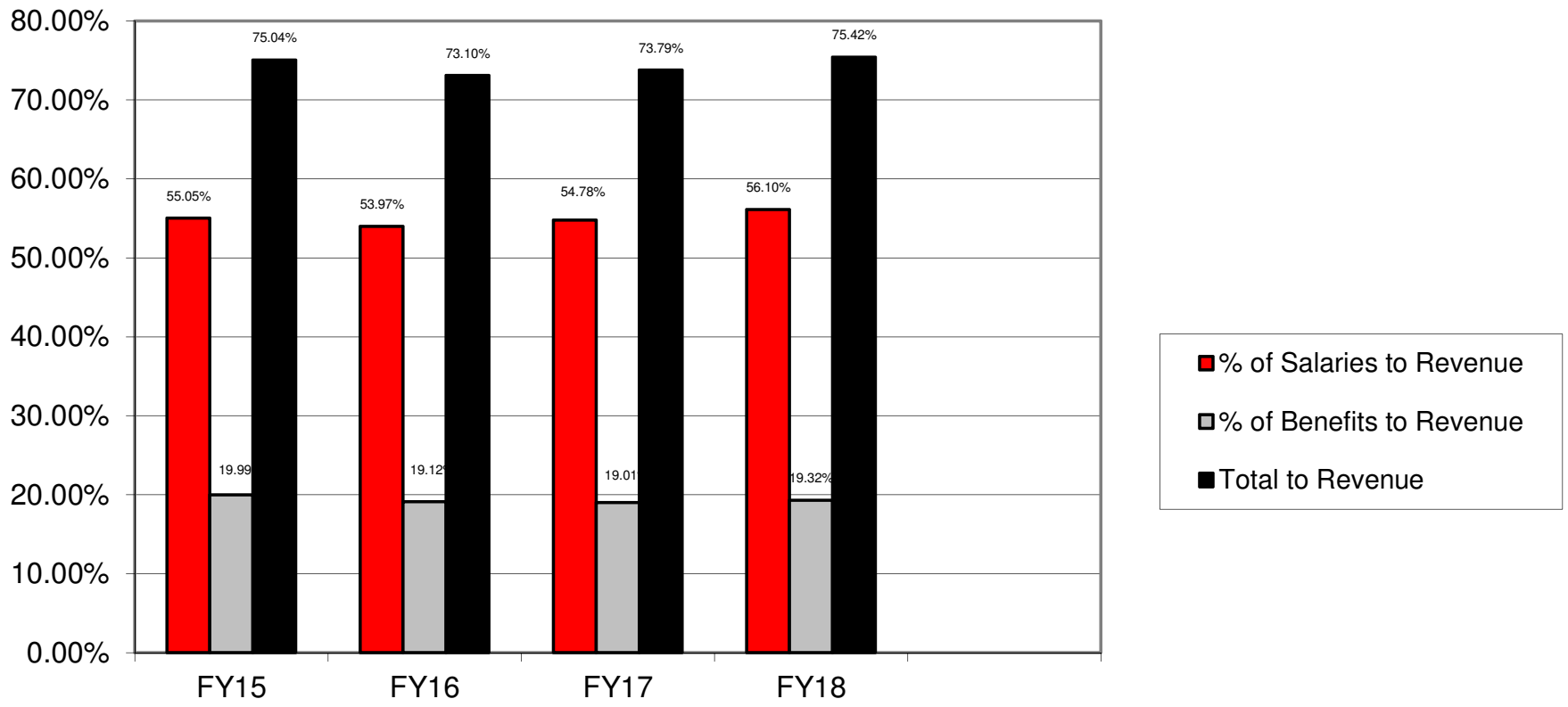
HISTORICAL REVENUE



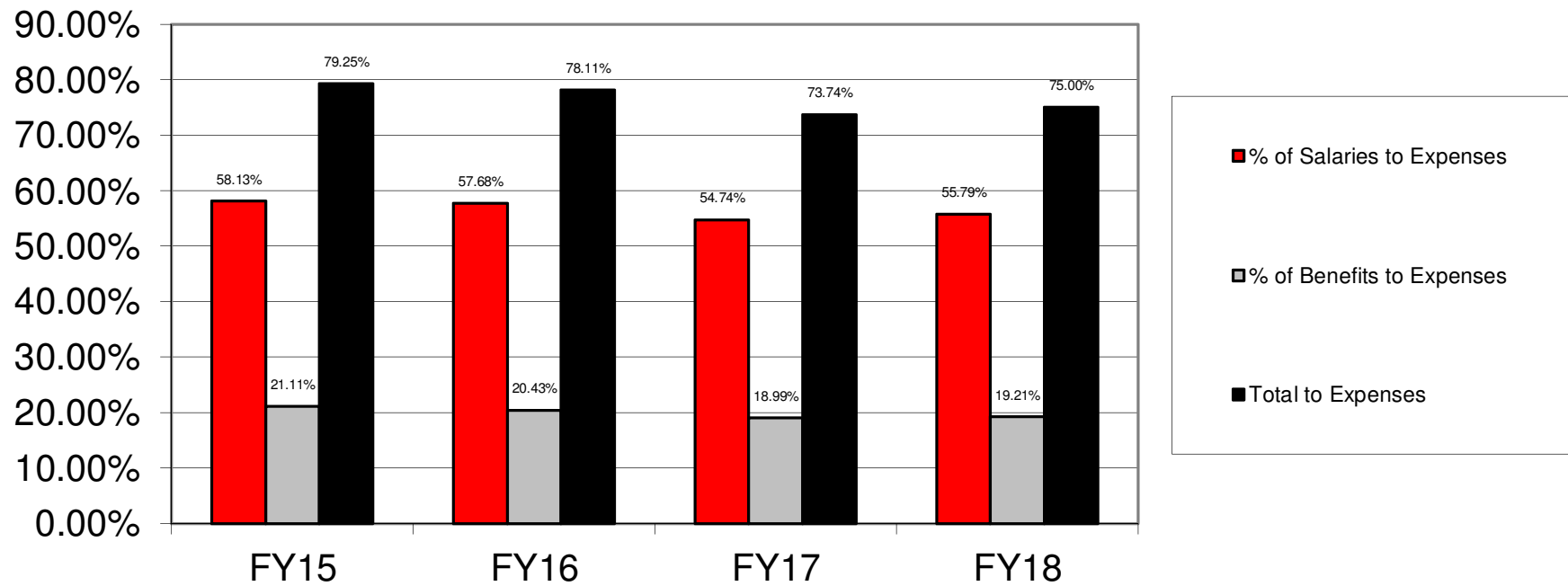
HISTORICAL EXPENDITURES



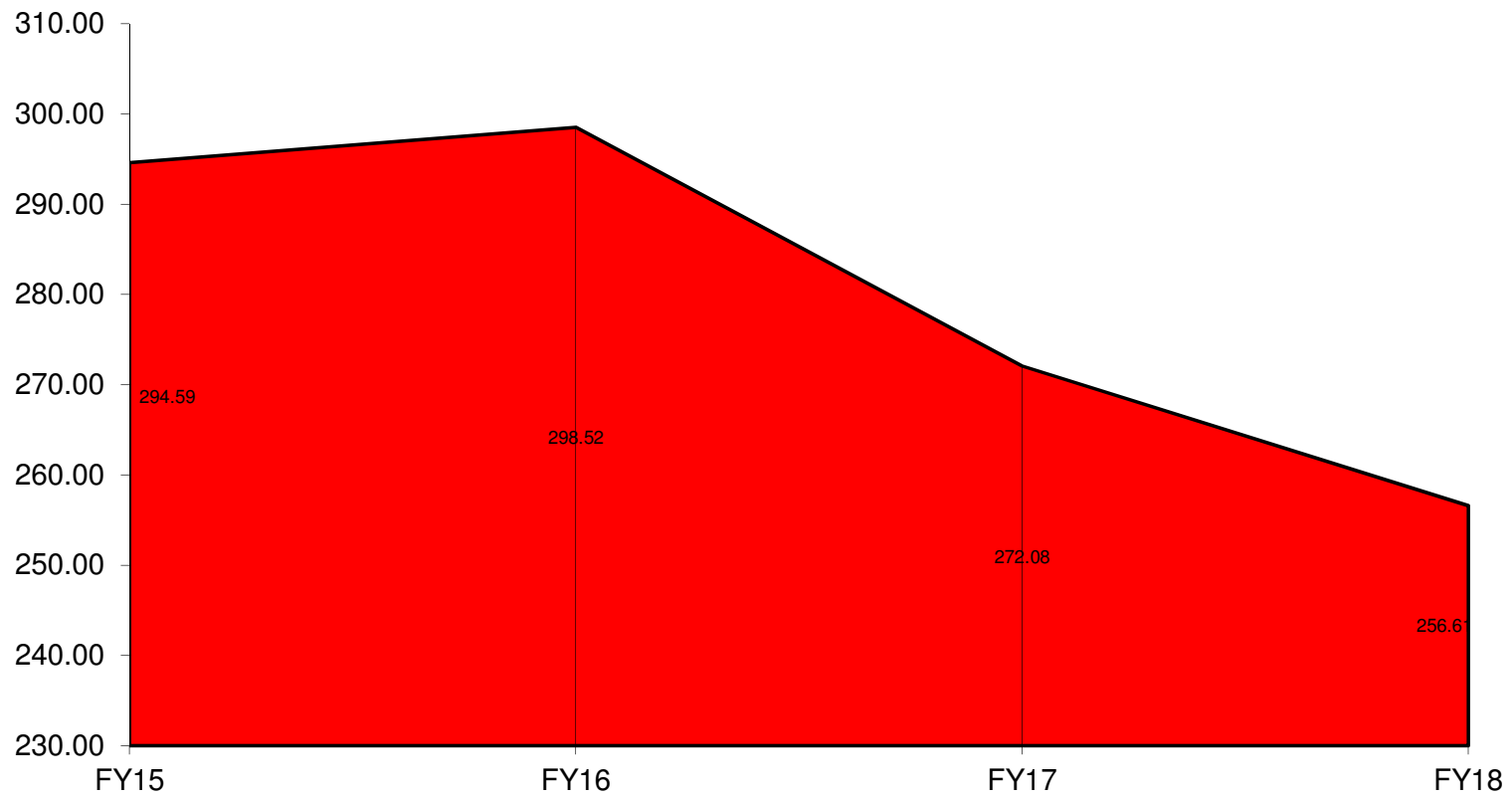
% OF SALARIES AND BENEFITS TO REVENUE



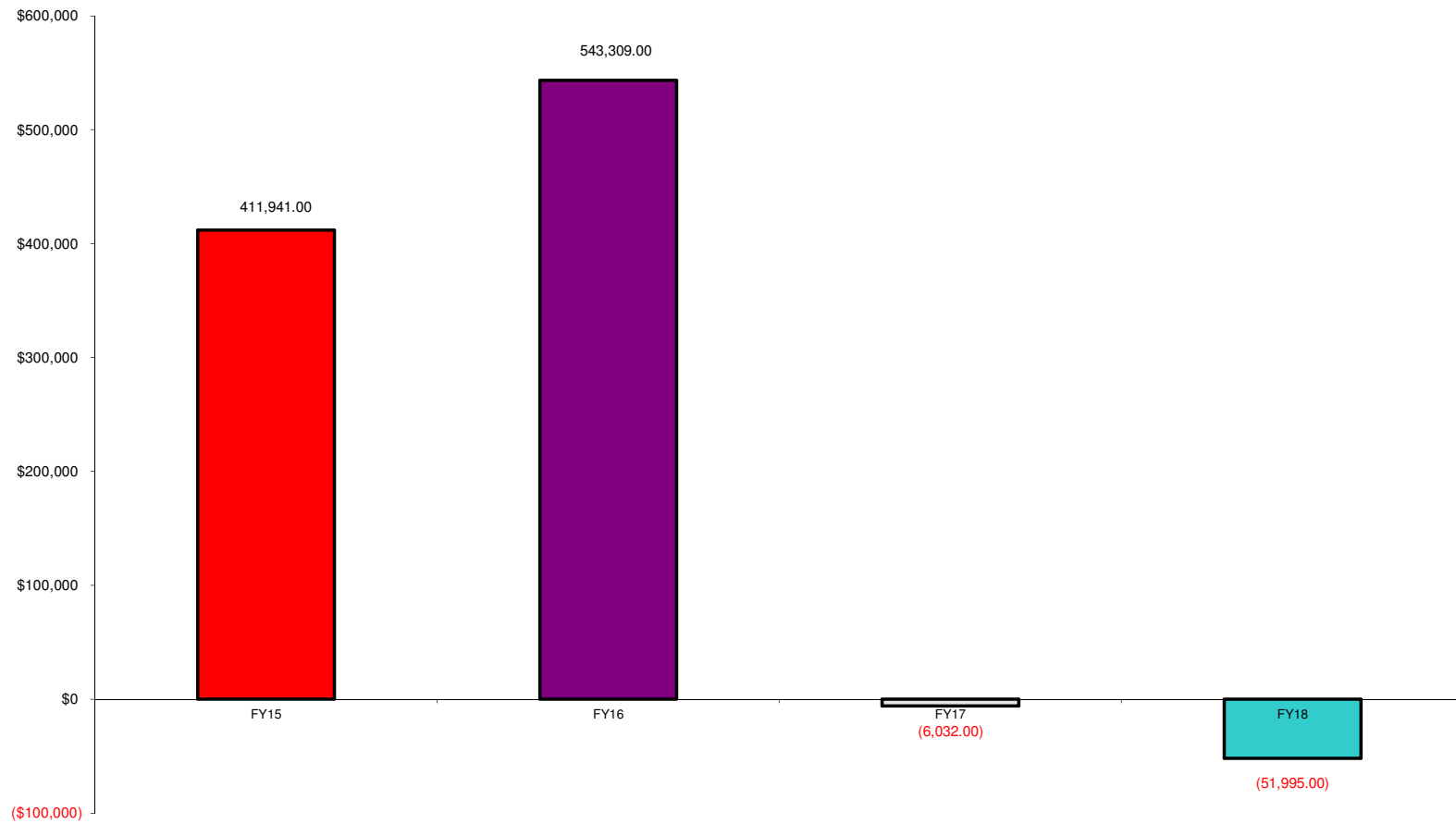
% OF SALARIES AND BENEFITS TO EXPENDITURES



Days of Operating Cash



SURPLUS/DEFICIT



**MONTHLY BUDGET VARIANCE
SOUTHEASTERN LOCAL SCHOOLS**

	FTD Budgeted	FTD Actual	Variance	Percentage Variance	MTD Budgeted	MTD Actual	Variance	Percentage Variance
REVENUE								
General Property (Real Estate)	\$2,601,370	\$2,601,370	\$0	0.00%	\$0	\$0	\$0	-
Tangible Personal Property	246,631	246,631	0	0.00%	0	0	0	-
Income Tax	1,041,960	1,041,960	0	0.00%	0	0	0	-
Unrestricted Grants-In-Aid	4,114,048	4,129,584	15,536	0.38%	340,464	337,146	(3,318)	-0.97%
Restricted Grants-In-Aid	63,419	67,443	4,024	6.35%	4,103	8,786	4,683	114.14%
Restricted Grants-In-Aid - SFSF	0	0	0	-	0	0	0	-
Property Tax Allocation	386,119	386,118	(1)	0.00%	0	0	0	-
All Other Operating Revenue	832,766	840,562	7,796	0.94%	60,932	39,161	(21,771)	-35.73%
TOTAL REVENUE	\$9,286,313	\$9,313,668	\$27,355	0.29%	\$405,499	\$385,093	(\$20,406)	-5.03%
EXPENDITURES								
Salaries & Wages	\$5,240,271	\$5,225,092	\$15,179	-0.29%	\$474,605	\$484,447	(\$9,842)	2.07%
Benefits	1,819,860	1,799,309	20,551	-1.13%	150,978	142,614	8,364	-5.54%
Services	1,922,959	1,864,119	58,840	-3.06%	182,391	200,610	(\$18,219)	9.99%
Supplies	288,079	289,336	(1,257)	0.44%	27,259	7,457	19,802	-72.64%
Equipment	224,357	41,845	182,512	-81.35%	182,357	0	\$182,357	-
Debt	0	0	0	-	0	0	0	-
Other	150,947	145,962	4,985	-3.30%	36,199	9,062	27,137	-74.97%
TOTAL EXPENSES	\$9,646,473	\$9,365,663	\$280,810	-2.91%	\$1,053,789	\$844,190	\$209,599	-19.89%
SURPLUS/DEFICIT	(\$360,160)	(\$51,995)	\$308,165	-85.56%	(\$648,290)	(\$459,097)	\$189,193	-29.18%
OTHER USES/SOURCES								
Transfers/Advances In	388,797	388,797	0	0.00%	0	0	0	-
Transfers/Advances Out	462,516	399,536	(62,980)	-13.62%	0	399,536	399,536	-
All Other Financing Sources/(Uses)	135,624	154,015	18,391	13.56%	0	81,571	(\$81,571)	-
NET SOURCES/USES	61,905	143,276	81,371	131.44%	0	(317,965)	317,965	-
BEGINNING CASH	\$6,701,477	\$6,701,477	\$0	0.00%	\$7,051,513	\$7,569,820	\$518,307	7.35%
ENDING CASH	\$6,403,222	\$6,792,758	\$389,536	6.08%	\$6,403,223	\$6,792,758	\$389,535	6.08%
ENCUMBRANCES	\$119,256	\$208,370	\$89,114	74.72%	\$119,256	\$208,370	\$89,114	74.72%
BUDGET RESERVE	\$0	\$0	\$0	0.00%	\$0	\$0	\$0	0.00%
UNENCUMBERED CASH	\$6,283,966	\$6,584,388	\$300,422	4.78%	\$6,283,967	\$6,584,388	\$300,421	4.78%

**HISTORICAL COMPARISON BY OBJECT
SOUTHEASTERN LOCAL SCHOOLS**

	FY 15 7/14-06/15	FY 16 7/15-06/16	% of Change	FY 17 7/16-06/17	% of Change	FY 18 7/17-06/18	% of Change
REVENUE							
General Property (Real Estate)	\$2,409,030	\$2,457,444	2.01%	\$2,494,873	1.52%	\$2,601,370	4.27%
Tangible Personal Property	221,656	229,709	3.63%	232,706	1.30%	246,631	5.98%
Income Tax	1,015,208	980,955	-3.37%	969,274	-1.19%	1,041,960	7.50%
Unrestricted Grants-in-Aid	3,016,219	3,818,340	26.59%	4,021,724	5.33%	4,129,584	2.68%
Restricted Grants-in-Aid	164,621	61,328	-62.75%	66,843	8.99%	67,443	0.90%
Restricted Grants-in-Aid - SFSF	0	0	-	0	-	0	-
Property Tax Allocation	378,588	372,158	-1.70%	382,408	2.75%	386,118	0.97%
All Other Operating Revenue	557,382	544,930	-2.23%	652,724	19.78%	840,562	28.78%
TOTAL REVENUE	\$7,762,704	\$8,464,864	9.05%	\$8,820,552	4.20%	\$9,313,668	5.59%
EXPENDITURES							
Salaries & Wages	4,273,109	4,568,883	6.92%	4,832,015	5.76%	5,225,092	8.13%
Benefits	1,552,097	1,618,553	4.28%	1,676,383	3.57%	1,799,309	7.33%
Services	1,207,860	1,333,617	10.41%	1,886,853	41.48%	1,864,119	-1.20%
Supplies	193,475	188,510	-2.57%	190,945	1.29%	289,336	51.53%
Equipment	5,051	91,172	1705.03%	77,818	-14.65%	41,845	-46.23%
Debt	0	0	-	0	-	0	-
Other	119,171	120,820	1.38%	162,570	34.56%	145,962	-10.22%
TOTAL EXPENDITURES	\$7,350,763	\$7,921,555	7.77%	\$8,826,584	11.42%	\$9,365,663	6.11%
SURPLUS/DEFICIT	411,941	543,309	31.89%	(6,032)	-101.11%	(51,995)	761.99%
OTHER SOURCES/USES							
Advances/Transfers In	242,939	279,051	14.86%	291,995	4.64%	388,797	33.15%
Advances/Transfers Out	279,051	293,995	5.36%	388,797	32.25%	399,536	2.76%
All Other Financing Sources	96,585	73,225	-24.19%	214,025	192.28%	154,015	-28.04%
Debt Service	0	0	-	0	-	0	-
NET SOURCES/USES	60,473	58,281	-3.62%	117,223	101.13%	143,276	22.23%
BEGINNING CASH	\$5,516,278	\$5,988,692	8.56%	\$6,590,282	10.05%	\$6,701,477	1.69%
ENDING CASH	\$5,988,692	\$6,590,282	10.05%	\$6,701,473	1.69%	\$6,792,758	1.36%
ENCUMBRANCES	55,928	111,436	99.25%	\$139,980	25.61%	\$208,370	48.86%
UNENCUMBERED CASH	\$5,932,764	\$6,478,846	9.20%	\$6,561,493	1.28%	\$6,584,388	0.35%
% of Salaries to Revenue	55.05%	53.97%		54.78%		56.10%	
% of Benefits to Revenue	19.99%	19.12%		19.01%		19.32%	
Total to Revenue	75.04%	73.10%		73.79%		75.42%	
Days of Operating Cash	294.59	298.52		272.08		256.61	

Southeastern Local Schools
Clark County, Ohio

General Fund Financial History/Projection

6/30/2018

Percent of Fiscal Year Complete

100.00%

	2017-18 Projection	2017-18 FYTD Actual	FYTD %
REVENUE			
General Property (Real Estate)	\$2,601,370.00	\$2,601,370.00	100.00%
Tangible Personal Property	\$246,631.00	\$246,631.00	100.00%
Income Tax	\$1,041,960.00	\$1,041,960.00	100.00%
Unrestricted Grants-in-Aid	\$4,114,048.00	\$4,129,584.00	100.38%
Restricted Grants-in-Aid	\$63,419.00	\$67,443.00	106.35%
Restricted Grants-in-Aid - SFSF	\$0.00	\$0.00	#DIV/0!
Property Tax Allocation	\$386,119.00	\$386,118.00	100.00%
All Other Operating Revenue	\$832,766.00	\$840,562.00	100.94%
TOTAL	\$9,286,313.00	\$9,313,668.00	100.29%
EXPENDITURES			
Salaries & Wages	\$5,240,271.00	\$5,225,092.00	99.71%
Benefits	\$1,819,860.00	\$1,799,309.00	98.87%
Services	\$1,922,959.00	\$1,864,119.00	96.94%
Supplies	\$288,079.00	\$289,336.00	100.44%
Equipment	\$224,357.00	\$41,845.00	18.65%
Debt	\$0.00	\$0.00	#DIV/0!
Other	\$150,947.00	\$145,962.00	96.70%
TOTAL	\$9,646,473.00	\$9,365,663.00	97.09%
SURPLUS/(DEFICIT)	(\$360,160.00)	(\$51,995.00)	

Southeastern Local Schools
Explanation of Checks Over \$5,000

06/01/2018 - 06/30/2018

Check #	Vendor Name	Amount	Explanation
096444	Clark County ESC	\$26,818.00	FY18 Youth Connections
096456	Clark County ESC	\$77,451.74	Special Ed Services
992829	Payroll	\$273,153.59	Payroll for June 5, 2018
992835	Payroll	\$239,513.90	Payroll for June 20, 2018
992842	UHC	\$87,772.97	June Health Insurance Payment
992846	Foundation	\$139,237.48	County Board, STRS/SERS, Community Schools, Open Enrollment, ect...

-- Options Summary --

Output file SM2M.TXT
Print options page? (Y,N) Y
Report heading SM2 June 30, 2018
Fiscal Year 2018
Beginning Month: 06
Ending Month: 06

BAT_SM2M executed by SE_BMCKEE on node MVECA0:: at 10-JUL-2018 18:03:13.99

DATE: 07/10/2018
 TIME: 18:03:13

FORM SM-2
 OHIO DEPARTMENT OF EDUCATION - OFFICE OF SCHOOL MANAGEMENT ASSISTANCE
 ANNUAL SPENDING PLAN (CURRENT OPERATION - GENERAL FUND ONLY - O.R.C. 5705.391)

PAGE: 1

SCHOOL DISTRICT: SOUTHEASTERN LOCAL SCHOOL

IRN # 046276 COUNTY: CLARK
 SM2 June 30, 2018

FISCAL YEAR: 2018 MONTH: 06

	MONTHLY ESTIMATE	MONTHLY ACTUAL	MONTHLY DIFFERENCE	FISCAL YTD ESTIMATE	FISCAL YTD ACTUAL	FISCAL YTD DIFFERENCE
REVENUES						
01.010 General Property (Real Estate)	0	0	0	0	2,601,370	2,601,370
01.020 Tangible Personal Property Tax	0	0	0	0	246,631	246,631
01.030 Income Tax	0	0	0	0	1,041,960	1,041,960
01.035 Unrestricted Grants-in-Aid	0	337,146	337,146	0	4,129,584	4,129,584
01.040 Restricted Grants-in-Aid	0	8,786	8,786	0	67,443	67,443
01.045 Restricted Grants-in-Aid - SFSF	0	0	0	0	0	0
01.050 Property Tax Allocation	0	0	0	0	386,118	386,118
01.060 All Other Operating Revenue	0	39,161	39,161	0	840,562	840,562
01.070 Total Revenue	0	385,093	385,093	0	9,313,668	9,313,668
OTHER FINANCING SOURCES						
02.010 Proceeds from Sale of Notes	0	0	0	0	0	0
02.020 State Emergency Loans & Advancements (Approved)	0	0	0	0	0	0
02.040 Operating Transfers-In	0	0	0	0	0	0
02.050 Advances-In	0	0	0	0	388,797	388,797
02.060 All Other Financing Sources	0	81,571	81,571	0	154,015	154,015
02.070 Total Other Financing Sources	0	81,571	81,571	0	542,812	542,812
02.080 Total Revenues and Other Financing Sources	0	466,664	466,664	0	9,856,480	9,856,480
EXPENDITURES						
03.010 Personal Services	0	484,447	484,447	0	5,225,092	5,225,092
03.020 Employees' Retirement/Insurance Benefits	0	142,614	142,614	0	1,799,309	1,799,309
03.030 Purchased Services	0	200,610	200,610	0	1,864,119	1,864,119
03.040 Supplies and Materials	0	7,457	7,457	0	289,336	289,336
03.050 Capital Outlay	0	0	0	0	41,845	41,845
03.060 Intergovernmental	0	0	0	0	0	0
04.010 Debt Service: All Principal (Historical)	0	0	0	0	0	0
04.020 Debt Service: Principal - Notes	0	0	0	0	0	0
04.030 Debt Service: Principal - State Loans	0	0	0	0	0	0
04.040 Debt Service: Principal - State Advancements	0	0	0	0	0	0
04.050 Debt Service: Principal - HB 264 Loans	0	0	0	0	0	0
04.055 Debt Service: Principal - Other	0	0	0	0	0	0
04.060 Debt Service: Interest and Fiscal Charges	0	0	0	0	0	0
04.300 Other Objects	0	9,062	9,062	0	145,962	145,962
04.500 Total Expenditures	0	844,190	844,190	0	9,365,663	9,365,663
OTHER FINANCING USES						
05.010 Operating Transfers - Out	0	0	0	0	0	0
05.020 Advances - Out	0	399,536	399,536	0	399,536	399,536
05.030 All Other Financing Uses	0	0	0	0	0	0
05.040 Total Other Financing Uses	0	399,536	399,536	0	399,536	399,536
05.050 Total Expenditure and Other Financing Uses	0	1,243,726	1,243,726	0	9,765,199	9,765,199
06.010 Excess Rev & Oth Financing Sources over(under) Exp &	0	777,062-	777,062-	0	91,281	91,281
07.010 Beginning Cash Balance	0	7,569,820	7,569,820	0	6,701,477	6,701,477
07.020 Ending Cash Balance	0	6,792,758	6,792,758	0	6,792,758	6,792,758
08.010 Outstanding Encumbrances	0	208,370	208,370	0	208,370	208,370

-- Options Summary --

Summary or Detail Report? (S,D) D
Output file: FINSUMM.TXT
Type: CSV
Print options page? (Y,N) Y
Generate FINDET report for comparison? (Y,N) Y
Sort options: FS
Include future encumbrance amounts? (Y,N) N
Include accounts with zero amounts? (Y,N) N
Include accounts which are no longer active? (Y,N,I) Y

BAT_FINSUM executed by SE_BMCKEE on node MVECA0:: at 10-JUL-2018 17:48:56.09

Date: 07/10/2018
 Time: 5:48 pm

SOUTHEASTERN LOCAL SCHOOL
 Financial Report by Fund/SCC

Page: 1
 (FINSUM)

Fund #	Fund Description	FYTD Receipts	MTD Expenditures	FYTD Expenditures	Current Fund Balance	Current Encumbrances	Unencumbered Fund Balance	Bank Code
001 0000	CASH CONTROL - GENERAL FUND	6,598,639.26	1,243,725.74	9,763,673.10	6,690,892.41	208,370.38	6,482,522.03	
001 9018	Chromebook	0.00	0.00	1,527.64	976.64-	0.00	976.64-	
001 9412	GENERAL SET ASIDE (5%)	102,837.52	0.00	0.00	102,837.52	0.00	102,837.52	
003 0000	GENERAL INTEREST	1,152,944.19	0.00	0.00	1,248,379.88	0.00	1,248,379.88	
003 9001	PERMANENT IMPROVEMENT VOTED	1,047,182.36-	4,369.40	391,769.52	1,165,682.77-	12,689.15	1,178,371.92-	
003 9003	AUDITORIUM RENOVATION	848.38	0.00	0.00	848.38	0.00	848.38	
006 0000	LUNCHROOM CASH CONTROL	702.00-	9,541.00	592,048.02	0.00	539.56	539.56-	1
006 9017	Children's Hunger Alliance	702.00	0.00	0.00	0.00	0.00	0.00	
018 9081	PRINCIPAL'S SUPPORT - MIAMI VIEW	1,734.75	0.00	151.83	1,582.92	138.00	1,444.92	1
018 9082	PRINCIPAL'S SUPPORT - HIGH SCHOOL	0.00	391.15	15,584.54	0.00	0.00	0.00	1
018 9281	MIDDLE SCHOOL PRINCIPAL'S SUPPORT	4,923.67	115.50	9,334.84	3,317.47	1,352.69	1,964.78	
019 9091	MIAMI VIEW WORKROOM/LOUNGE	357.42	0.00	0.00	491.25	0.00	491.25	1
019 9092	TEACHER'S LOUNGE - HIGH SCHOOL	435.24	0.00	194.99	401.99	102.99	299.00	
022 9012	Wellness Incentive	8,970.85	0.00	0.00	8,970.85	0.00	8,970.85	
022 9013	Julia Salyers Memorial Fund	365.00	0.00	0.00	377.00	0.00	377.00	
022 9014	Jerry South Memorial Fund	397.84	0.00	0.00	397.84	0.00	397.84	

Date: 07/10/2018
 Time: 5:48 pm

SOUTHEASTERN LOCAL SCHOOL
 Financial Report by Fund/SCC

Fund #	Fund Description	FYTD Receipts	MTD Expenditures	FYTD Expenditures	Current Fund Balance	Current Encumbrances	Unencumbered Fund Balance	Bank Code	
022 9081	PRINCIPAL'S FUND/STAFF RECOGNITION	2,464.67-	0.00	51.34	0.00	1,431.37	3,844.70-	783.75	4,628.45-
022 9082	PRINCIPAL'S FUND/STAFF RECOGNITION	2,660.22	0.00	239.55	0.00	2,326.42	573.35	0.00	573.35
022 9208	2008 Section 125	7.15	0.00	19.02	0.00	0.00	26.17	0.00	26.17
022 9281	PRINCIPAL'S FUND/STAFF RECOGNITION	4,202.16-	7,161.82	7,591.24	0.00	3,389.08	0.00	693.82	693.82-
027 0000	BWC Distribution Account	62,939.31	190.00	25,721.81	0.00	21,052.36	67,608.76	12,648.00	54,960.76
200 9000	Washington DC Trip	66.00	0.00	21,900.34	0.00	18,620.00	3,346.34	0.00	3,346.34
200 9013	Class of 2013	816.46	0.00	0.00	0.00	0.00	816.46	0.00	816.46
200 9014	Class of 2014	250.00	0.00	0.00	0.00	0.00	250.00	0.00	250.00
200 9015	Class of 2015	187.01	0.00	0.00	0.00	0.00	187.01	0.00	187.01
200 9016	Class of 2016	381.97	0.00	0.00	0.00	0.00	381.97	0.00	381.97
200 9017	Class of 2017	41.15	0.00	0.00	0.00	222.42	181.27-	75.00	256.27-
200 9018	Class of 2018	2,388.69	0.00	1,971.87-	501.87	2,096.29	1,679.47-	0.00	1,679.47-
200 9019	Class of 2019	641.12-	0.00	6,057.25	175.00	5,566.98	150.85-	0.00	150.85-
200 9020	Class of 2020	461.87	0.00	110.00	0.00	0.00	571.87	0.00	571.87
200 9021	Class of 2021	0.00	0.00	115.00	0.00	0.00	115.00	0.00	115.00
200 9201	FUTURE FARMERS OF AMERICA	2,881.24	0.00	20,287.75	928.00	19,575.98	3,593.01	1,000.00	2,593.01

Date: 07/10/2018
 Time: 5:48 pm

SOUTHEASTERN LOCAL SCHOOL
 Financial Report by Fund/SCC

Fund #	Fund Description	FYTD Receipts	MTD Expenditures	FYTD Expenditures	Current Fund Balance	Current Encumbrances	Unencumbered Fund Balance	Bank Code		
200 9202	FAMILIES CAREERS & COMMUNITY LEADERS OF AMERI	3,232.68	107.50	6,031.23	1,112.00	6,665.69	2,598.22	15.94	2,582.28	1
200 9203	FUTURE EDUCATORS OF AMERICA	119.74	0.00	0.00	0.00	0.00	119.74	0.00	119.74	
200 9205	NATIONAL HONOR SOCIETY	580.44	25.00	160.00	0.00	385.00	355.44	0.00	355.44	1
200 9206	STUDENT COUNCIL - HI SCHOOL	0.00	0.00	0.00	464.29	3,642.03	3,642.03-	0.00	3,642.03-	
200 9207	ACHIEVEMENT THRU TEAMWORK	668.01	0.00	0.00	0.00	0.00	668.01	0.00	668.01	
200 9208	Spanish Club	329.02	0.00	0.00	0.00	0.00	329.02	0.00	329.02	
200 9209	E3 (Encourage, Empower, Educate) Committee	0.00	0.00	3,446.50	0.00	935.30	2,511.20	0.00	2,511.20	
200 9210	SPIRIT CLUB	1,708.82	0.00	3,869.00	500.00	1,411.00	4,166.82	0.00	4,166.82	
200 9215	LAND LAB	264.28	0.00	0.00	0.00	0.00	264.28	0.00	264.28	
200 9216	MIAMI VIEW MIDDLE SCHOOL STUDENT COUNCIL	5,159.81	0.00	1,033.00	0.00	2,022.20	4,170.61	0.00	4,170.61	1
200 9217	Jr. High Student Council	5,438.17	40.00	960.00	1,254.93	1,254.93	5,143.24	0.00	5,143.24	
200 9222	S.A.D.D. CASH	206.74	0.00	0.00	0.00	0.00	206.74	0.00	206.74	
200 9225	H2O HELP TO OTHERS	1,060.87	0.00	35.95	0.00	0.00	1,096.82	0.00	1,096.82	
200 9226	Art Club	1,788.16	0.00	187.00	0.00	106.58	1,868.58	250.00	1,618.58	
300 0000	STUDENT PARTICIPATION FEES	419.82-	0.00	419.82	0.00	0.00	0.00	0.00	0.00	
300 9302	BAND	9,792.48	25.00	25.00	0.00	110.00	9,707.48	0.00	9,707.48	

Date: 07/10/2018
 Time: 5:48 pm

SOUTHEASTERN LOCAL SCHOOL
 Financial Report by Fund/SCC

Fund #	Fund Description	FYTD Receipts	MTD Expenditures	FYTD Expenditures	Current Fund Balance	Current Encumbrances	Unencumbered Fund Balance	Bank Code
300 9303	CHEERLEADERS - HI SCHOOL 3,839.27	0.00	3,803.75	0.00	8,062.55	419.53-	0.00	419.53-
300 9304	CHOIR - HI SCHOOL 730.43	25.00	25.00	0.00	0.00	755.43	0.00	755.43
300 9305	DRAMA - HI SCHOOL 9,886.08	0.00	5,755.50	284.80	5,348.65	10,292.93	209.85	10,083.08
300 9306	Bowling Club 3,010.15-	0.00	92.00	0.00	2,347.00	5,265.15-	637.00	5,902.15-
300 9308	TROJAN TIMES 1.66	0.00	0.00	0.00	0.00	1.66	0.00	1.66
300 9309	YEARBOOK 5,096.11-	775.00	3,925.00	0.00	3,798.94	4,970.05-	0.00	4,970.05-
300 9312	Wrestling Club 321.34-	0.00	5,456.00	50.00	13,541.00	8,406.34-	2,585.30	10,991.64-
300 9313	CHEERLEADERS - MIAMI VIEW 879.09	2,826.78	5,037.34	0.00	4,335.65	1,580.78	0.00	1,580.78
300 9320	ATHLETICS - HI SCHOOL 22,340.67	4,014.00	72,869.85	4,551.50	94,336.55	873.97	4,236.68	3,362.71- 1
300 9330	ATHLETICS MIAMI VIEW 214.26	0.00	13,789.35	420.00	12,962.13	1,041.48	379.61	661.87 1
450 9407	SCHOOLNET 0.01	0.00	0.00	0.00	0.00	0.01	0.00	0.01
451 9018	Public Schools Connectivity 0.00	0.00	5,400.00	0.00	5,400.00	0.00	0.00	0.00
459 9903	OHIO READS GRANT 300.00	0.00	0.00	0.00	0.00	300.00	0.00	300.00
459 9905	OHIO READS 2,000.00	0.00	0.00	0.00	0.00	2,000.00	0.00	2,000.00
461 9018	VOC ED ENHANCEMENTS 0.00	2,027.49	4,347.82	1,309.19	4,347.82	0.00	0.00	0.00
499 9014	Early Literacy Grant 7,805.06	0.00	0.00	0.00	0.00	7,805.06	0.00	7,805.06

Date: 07/10/2018
 Time: 5:48 pm

SOUTHEASTERN LOCAL SCHOOL
 Financial Report by Fund/SCC

Fund #	Fund Description	FYTD	MTD	FYTD	Current	Current	Unencumbered	Bank	
Begin	MTD	Receipts	Expenditures	Expenditures	Fund	Encumbrances	Fund	Balance	
Balance	Receipts				Balance		Balance	Code	
499 9017	Parent Mentor Services	0.00	0.00	1,000.00	0.00	0.00	0.00		
499 9018	FY18 Parent Mentor	0.00	9,000.00	25,000.00	4,700.00	25,000.00	0.00	0.00	
499 9107	Project Lead the Way	0.45	0.00	0.00	0.00	0.00	0.45	0.45	
499 9118	Strategies "Secondary Transition"	0.00	459.00	459.00	0.00	0.00	459.00	459.00	
499 9900	BUILDING INCENTIVE	128.59	0.00	0.00	0.00	0.00	128.59	0.00	
516 9602	TITLE IV-B 2002	0.56	0.00	0.00	0.00	0.00	0.56	0.00	
516 9617	IDEA PART B	6,790.61	0.00	13,352.90	0.00	20,143.51	0.00	0.00	
516 9618	IDEA PART B	0.00	37,376.64	129,579.74	12,118.00	129,579.74	0.00	0.00	
572 9217	TITLE I	10,080.63	0.00	12,532.35	0.00	22,612.98	0.00	0.00	
572 9218	TITLE I	0.00	48,315.27	141,141.50	14,704.13	138,106.90	3,034.60	0.00	
573 9302	TITLE VI-INNOVATIVE	1.00	0.00	0.00	0.00	0.00	1.00	0.00	
590 9018	IMPROVING TCHR QUALITY	0.00	2,326.50	23,264.99	0.00	23,264.99	0.00	0.00	
599 9017	MISC. FED. GRANT	0.00	0.00	3,787.00	0.00	3,787.00	0.00	0.00	
599 9018	Title IV-A Student Support & Academic Enrichm	0.00	128.08	3,904.08	19.08-	3,885.00	19.08	0.00	
GRAND TOTALS:		6,977,545.05	994,337.06	11,411,662.92	1,301,197.42	11,386,958.52	7,002,249.45	247,166.72	6,755,082.73

-- Options Summary --

Output file: CHEKPY.TXT
Print options page? (Y,N) Y
Sort options: C
Check types to select. (D,I,M,P,R,T,W): W,P,R,M
Print vendor from PO or check. (P,C): P
Date Selection From: 06/01/2018
To: 06/30/2018
Summary or Detail report? (S,D) S
Single or Double space summary report? (S,D) S
Include or Exclude the following vendors?(I,E) I

BAT_CHEKPY executed by SE_BMCKEE on node MVECA0:: at 10-JUL-2018 17:53:32.97

SOUTHEASTERN LOCAL SCHOOL
 SORT BY CHECK NUMBER
 CHECK DATES BETWEEN 06/01/2018 AND 06/30/2018
 WARRANT, REFUND, MEMO, PAYROLL CHECKS

CHECK	TYPE	DATE	VENDOR	VENDOR	STATUS/DATE	BANK CODE	CHECK AMOUNT
096370	W	06/04/2018	AMERICAN LEGION POST 176 ATTN HOWARD MYERS	031261	RECONCILED:06/30/2018	1	462.00
096371	W	06/04/2018	AMERITECH	010200	RECONCILED:06/30/2018		707.24
096372	W	06/04/2018	BAND SHOPPE	031311	RECONCILED:06/30/2018		394.40
096373	W	06/04/2018	BONNIE LOCKWOOD	007405	RECONCILED:06/06/2018		117.00
096374	W	06/04/2018	CARRIE Henry	031811	RECONCILED:06/06/2018		524.84
096375	W	06/04/2018	CHILLICOTHE STREET PIZZA	032228	RECONCILED:06/30/2018		115.50
096376	W	06/04/2018	College Entrance Examination Board	033249	RECONCILED:06/30/2018		1,275.00
096377	W	06/04/2018	Fred J. Miller (FJM) Inc.	034799	RECONCILED:06/30/2018		975.00
096378	W	06/04/2018	KINCAIDS	006764	RECONCILED:06/30/2018		1,772.97
096379	W	06/04/2018	Lane, Alton & Horst LLC	035199	RECONCILED:06/30/2018		117.50
096380	W	06/04/2018	LAURA MADDEN	020255	RECONCILED:06/06/2018		284.80
096381	W	06/04/2018	MADISON/CHAMPAIGN ESC Attn: Scott Howell	002124	RECONCILED:06/30/2018		125.00
096382	W	06/04/2018	MELISSA HUNTER	031146	RECONCILED:06/06/2018		32.00
096383	W	06/04/2018	Nancy Holt	034684	RECONCILED:06/06/2018		4,700.00
096384	W	06/04/2018	NATIONAL FFA ORGANIZATION	008762	RECONCILED:06/30/2018		61.00
096385	W	06/04/2018	OAASFEP Conference Attn: Holly Bartholomew	032803	RECONCILED:06/30/2018		475.00
096386	W	06/04/2018	OHIO FFA ASSOCIATION	010152	RECONCILED:06/30/2018		348.00
096387	W	06/04/2018	Ohio FFA Camp Muskingum	033247	RECONCILED:06/30/2018		250.00
096388	W	06/04/2018	OHSA Attn: Comptroller, Mr. Todd B	032261	RECONCILED:06/30/2018		50.00
096389	W	06/04/2018	PJ Bertemes	033166	RECONCILED:06/06/2018	1	41.47
096390	W	06/04/2018	Project Lead The Way	033423	RECONCILED:06/30/2018		3,750.00
096391	W	06/04/2018	QUILL OFFICE SUPPLIES	010750	RECONCILED:06/30/2018		49.80
096392	W	06/04/2018	South Charleston Youth Association	035198	RECONCILED:06/30/2018	1	500.00
096393	W	06/04/2018	STARR TROPHY	000041	RECONCILED:06/30/2018	1	120.00
096394	W	06/04/2018	SUE BLACK	012939	RECONCILED:06/06/2018		41.92
096395	W	06/04/2018	Turf Nerd Lawn Care	035111	RECONCILED:06/30/2018	1	368.00
096396	W	06/12/2018	BRYN DEAN	031735	RECONCILED:06/13/2018		224.00
096397	W	06/12/2018	CASELL CONCEPTS	002725	RECONCILED:06/30/2018		500.00
096398	W	06/12/2018	Chair Slippers.com	033170	RECONCILED:06/30/2018		1,038.02
096399	W	06/12/2018	Dale House	034433	RECONCILED:06/30/2018	1	30.00
096400	W	06/12/2018	DAVE PFISTER	010460		1	30.00
096401	W	06/12/2018	DELANEY PLUMBING	003400	RECONCILED:06/30/2018		670.00
096402	W	06/12/2018	Dwayne Walk	035200	RECONCILED:06/30/2018	1	30.00
096403	W	06/12/2018	Flagway House	030851	RECONCILED:06/30/2018		283.08
096404	W	06/12/2018	Geer Gas Corporation	010097	RECONCILED:06/30/2018		19.05
096405	W	06/12/2018	Gretchen Raines	035197	RECONCILED:06/30/2018		17.00
096406	W	06/12/2018	H. W. MANN & SONS	007650	RECONCILED:06/30/2018		320.00
096407	W	06/12/2018	In A Pinch	034671	RECONCILED:06/13/2018	1	487.50
096408	W	06/12/2018	JANTON COMPANY	006405	RECONCILED:06/30/2018		2,307.50
096409	W	06/12/2018	Joseph Pugh	034966	RECONCILED:06/30/2018		60.00
096410	W	06/12/2018	KATHY MERCER	005620	RECONCILED:06/13/2018		464.29
096411	W	06/12/2018	Mabe's Clothing & Athletic Apparel	033747	RECONCILED:06/30/2018		264.00
096412	W	06/12/2018	Mike Padilla	033818		1	30.00
096413	W	06/12/2018	REITER DAIRY	010970	RECONCILED:06/30/2018	1	228.13
096414	W	06/12/2018	SHOEMAKER'S HOME CENTER	011950	RECONCILED:06/30/2018		138.87

Date: 07/10/2018
 Time: 5:53 pm

SOUTHEASTERN LOCAL SCHOOL
 SORT BY CHECK NUMBER
 CHECK DATES BETWEEN 06/01/2018 AND 06/30/2018
 WARRANT, REFUND, MEMO, PAYROLL CHECKS

Page: 2
 (CHEKPY)

CHECK	TYPE	DATE	VENDOR	VENDOR	STATUS/DATE	BANK CODE	CHECK AMOUNT
096415	W	06/12/2018	SOUTHEASTERN BAND	001013	RECONCILED:06/30/2018		25.00
096416	W	06/12/2018	Southeastern Choir	033591	RECONCILED:06/30/2018		25.00
096417	W	06/12/2018	SOUTHEASTERN NHS	001012	RECONCILED:06/30/2018		25.00
096418	W	06/12/2018	Teacher Synergy, LLC Purchase order Department	035110	RECONCILED:06/30/2018		179.99
096419	W	06/12/2018	THYSSENKRUPP ELEVATOR CORP	005544	RECONCILED:06/30/2018		450.00
096420	W	06/12/2018	TotalFunds By Hasler	033712	RECONCILED:06/30/2018		700.00
096421	W	06/12/2018	W. R. HACKETT INC.,	005223	RECONCILED:06/30/2018	1	29.85
096422	W	06/12/2018	WALSWORTH PUBLISHING CO	030081	RECONCILED:06/30/2018		990.93
096423	W	06/12/2018	WENGER CORP	014478	RECONCILED:06/30/2018		2,475.00
096424	W	06/12/2018	Yellow Jackets Sports Camps Cedarville University	034746	RECONCILED:06/30/2018	1	2,189.00
096425	W	06/12/2018	YELLOW SPRINGS HIGH SCHOOL ATHLETIC DEPT	014715	RECONCILED:06/30/2018	1	125.00
096426	W	06/18/2018	Burleson Law Offices, LLC	033353	RECONCILED:06/19/2018		973.75
096427	W	06/18/2018	CARDINAL BUS SALES & SERVICE	011859	RECONCILED:06/30/2018		199.17
096428	W	06/18/2018	CASELL CONCEPTS	002725	RECONCILED:06/30/2018		158.00
096429	W	06/18/2018	Centurylink Business Services	031172	RECONCILED:06/30/2018		8.21
096430	W	06/18/2018	Commercial Cleaning Professionals	032370	RECONCILED:06/30/2018		805.00
096431	W	06/18/2018	COMMUNITY HOSPITAL CENTER FOR OCCUPATIONAL HEALTH	002395	RECONCILED:06/30/2018		106.00
096432	W	06/18/2018	DRC/CTB Customer Service	035102			1,012.20
096433	W	06/18/2018	Farmers Equipment Inc	032925	RECONCILED:06/30/2018		15.45
096434	W	06/18/2018	John Gummel	035145	RECONCILED:06/19/2018	1	362.97
096435	W	06/18/2018	Lauren Innovations NaviGate Prepared	010179	RECONCILED:06/30/2018		1,500.00
096436	W	06/18/2018	MONTGOMERY CO EDUCATIONAL SERVICE CENTER	008600	RECONCILED:06/30/2018		3,341.02
096437	W	06/18/2018	NEOLA, Inc.	032628	RECONCILED:06/30/2018		1,243.48
096438	W	06/18/2018	OHIO DEPARTMENT OF JOB AND FAMILY SERVICES	010250	RECONCILED:06/30/2018		49.70
096439	W	06/18/2018	VECTREN ENERGY DELIVERY	003350	RECONCILED:06/30/2018		55.09
096440	W	06/18/2018	WESTWATER SPLY, INC.	020599	RECONCILED:06/30/2018		141.12
096441	W	06/18/2018	WILSON PRINTING AND GRAPHICS	031158	RECONCILED:06/30/2018		266.87
096442	W	06/21/2018	American Fidelity Administrive Services, LLC	034825	RECONCILED:06/30/2018		44.75
096443	W	06/21/2018	CATHY HOLFINGER	030793	RECONCILED:06/22/2018		30.00
096444	W	06/21/2018	CLARK COUNTY EDUCATIONAL SERVICE CENTER	002300	RECONCILED:06/22/2018		26,818.00
096445	W	06/21/2018	DAYTON POWER AND LIGHT COMPANY	032183			2,735.74
096446	W	06/21/2018	Great Lakes Biomedical LTD	034176	RECONCILED:06/30/2018		340.00
096447	W	06/21/2018	In A Pinch	034671	RECONCILED:06/22/2018	1	295.00
096448	W	06/21/2018	KAREN WYATT	031564	RECONCILED:06/22/2018	1	85.87
096449	W	06/21/2018	Ohio Valley Medical Center	034920	RECONCILED:06/30/2018		3,000.00
096450	W	06/21/2018	Global Gov't Eduction Solution Attn: Jack Gephart	004948	RECONCILED:06/22/2018		104.94
096451	W	06/21/2018	Special T Shop	033165			216.00
096452	W	06/21/2018	TIM BELL	030825	RECONCILED:06/22/2018		322.10
096453	W	06/21/2018	Time Warner Cable-SWO Division	035001			1,011.24

Date: 07/10/2018
 Time: 5:53 pm

SOUTHEASTERN LOCAL SCHOOL
 SORT BY CHECK NUMBER
 CHECK DATES BETWEEN 06/01/2018 AND 06/30/2018
 WARRANT, REFUND, MEMO, PAYROLL CHECKS

Page: 3
 (CHEKPY)

CHECK	TYPE	DATE	VENDOR	VENDOR	STATUS/DATE	BANK CODE	CHECK AMOUNT
096454	W	06/26/2018	Custom Tire	033948	RECONCILED:06/30/2018		223.80
096455	W	06/29/2018	AMERITECH	010200			89.24
096456	W	06/29/2018	CLARK COUNTY EDUCATIONAL SERVICE CENTER	002300			77,451.74
096457	W	06/29/2018	COMMERCIAL EQUIPMENT	031024			145.00
096458	W	06/29/2018	DAYTON POWER AND LIGHT COMPANY	032183			133.75
096459	W	06/29/2018	Direct Energy Business Marketing, LLC	034790			110.12
096460	W	06/29/2018	Flagway House	030851			195.39
096461	W	06/29/2018	Greenon Local School District	034028	RECONCILED:06/30/2018	(Multi-bank check)	2,893.23
096462	W	06/29/2018	MACRAY CO INC.	007480			87.00
096463	W	06/29/2018	MADISON/CHAMPAIGN ESC Attn: Scott Howell	002124			1,214.54
096464	W	06/29/2018	MADISON/CHAMPAIGN CO. ESC	031839			60.00
096465	W	06/29/2018	OHIO FFA ASSOCIATION	010152			220.00
096466	W	06/29/2018	SHOEMAKER'S HOME CENTER	011950			66.84
096467	W	06/29/2018	Time Warner Cable-SWO Division	035001			1,374.81
992829	C	06/05/2018	PAYROLL	900005	RECONCILED:06/30/2018	(Multi-bank check)	273,153.59
992835	C	06/20/2018	PAYROLL	900005	RECONCILED:06/30/2018	(Multi-bank check)	239,513.90
992836	M	06/05/2018	PAYROLL	900005		(Multi-bank check)	3,622.17
992837	M	06/05/2018	RETIREMENT STRS	900001			2,688.77
992838	M	06/05/2018	RETIREMENT SERS	900002			296.49
992839	M	06/20/2018	PAYROLL	900005		(Multi-bank check)	3,172.46
992840	M	06/20/2018	RETIREMENT STRS	900001			2,187.15
992841	M	06/20/2018	RETIREMENT SERS	900002			296.49
992842	M	06/22/2018	EPC-Self-Funded Medical Plan	900052		(Multi-bank check)	87,772.97
992843	M	06/18/2018	EPC Dental/Vision Benefit Plan Dental Plan	900053		(Multi-bank check)	4,762.40
992844	M	06/22/2018	EPC-Dental/Vision Benefit Plan Vision Plan	900054		(Multi-bank check)	1,241.10
992845	M	06/22/2018	Sun Life Assurance Company of Canada	900055		(Multi-bank check)	405.06
992846	M	06/22/2018	FOUNDATION	900014		(Multi-bank check)	139,237.48
992847	M	06/01/2018	SECURITY NATIONAL BANK	900042		1 (Multi-bank check)	1,309.14
992848	M	06/01/2018	SECURITY NATIONAL BANK	900042			100.00
992850	M	06/30/2018	SECURITY NATIONAL BANK	900042			100.00
992851	M	06/30/2018	CORRECTING ENTRY	900038			0.00
V VOIDED CHECKS			0		CHECK TOTALS		0.00
R RECONCILED CHECKS			82		CHECK TOTALS		588,005.66
W WARRANT CHECKS			98		CHECK TOTALS		161,521.78
M MEMO CHECKS			15		CHECK TOTALS		247,191.68
B REFUND CHECKS			0		CHECK TOTALS		0.00
I INVESTMENT CHECKS			0		CHECK TOTALS		0.00
T TRANSFER CHECKS			0		CHECK TOTALS		0.00
D DISTRIBUTION CHECKS			0		CHECK TOTALS		0.00
C PAYROLL CHECKS			2		CHECK TOTALS		512,667.49
MISSING CHECKS			0				
** TOTAL CHECKS (LESS VOIDED)			115		** TOTAL NET		921,380.95
*** TOTAL CHECKS WRITTEN			115		*** GRAND TOTALS		921,380.95